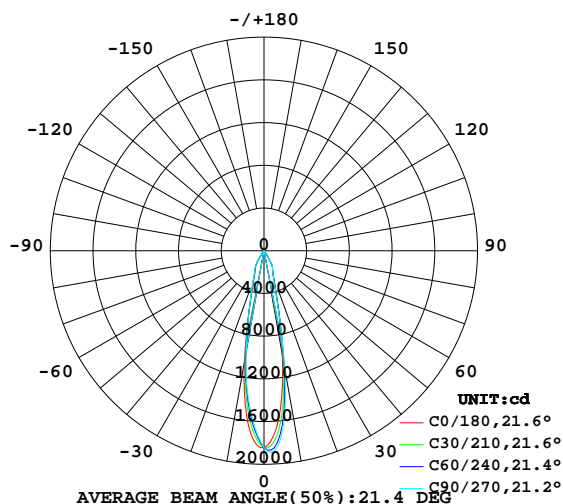


LUMINAIRE PHOTOMETRIC TEST REPORT

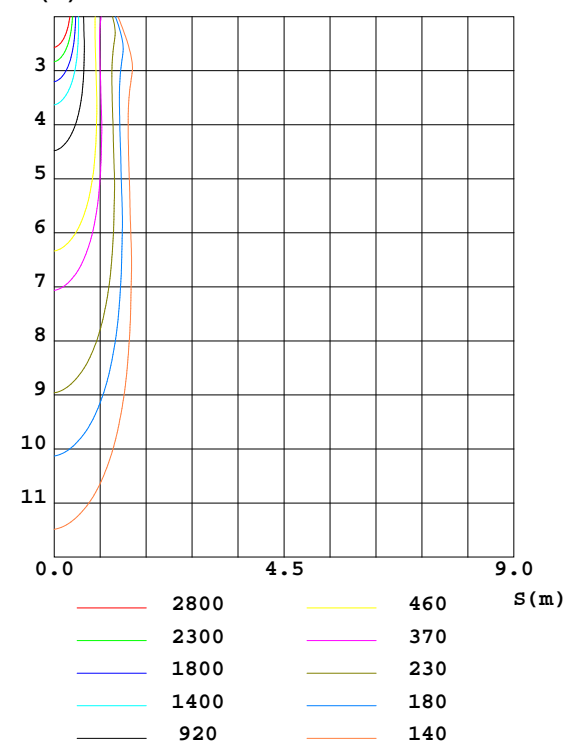
Test:U:226.6V I:0.1790A P:38.50W PF:0.9480 Lamp Flux:4270.88x1 lm		
NAME:	TYPE:	WEIGHT:
DIM.:	SPEC.:	SERIAL No.:
MFR.: Rayconn	SUR.:	PROTECTION ANGLE:

DATA OF LAMP		PHOTOMETRIC DATA Eff: 110.93 lm/W			
MODEL	DL09-40W-840-W-20-02	Imax(cd)	18967	S/MH(C0/180)	0.36
NOMINAL POWER(W)	38	LOR(%)	100.0	S/MH(C90/270)	0.37
RATED VOLTAGE(V)	226	TOTAL FLUX(lm)	4270.9	η UP,DN(C0-180)	1.3,49.5
NOMINAL FLUX(lm)	4270.88	CIE CLASS	DIRECT	η UP,DN(C180-360)	1.4,47.8
LAMPS INSIDE	1	η up(%)	2.7	CIBSE SHR NOM	0.00
TEST VOLTAGE(V)	226.6	η down(%)	97.3	CIBSE SHR MAX	1.00

LUMINOUS INTENSITY DISTRIBUTION DIAGRAM



C0 PLANE ISOLUX DIAGRAM (UNIT:lx)



C Range: 0 - 360DEG
 C Interval: 15.0DEG
 Test Speed: HIGH
 Temperature:25.3DEG
 Operators:ZhangXiao
 Test Date:2016-08-01

γ Range: 0 - 180DEG
 γ Interval: 1.0DEG
 Test System:EVERFINE GO-2000B_V1 SYSTEM V2.0.265
 Humidity:65.0%
 Test Distance:6.610m [K=1.0000]
 Remarks:

ZONAL FLUX DIAGRAM

ZONAL FLUX DIAGRAM:

γ	C0	C45	C90	C135	C180	C225	C270	C315	γ	Φ zone	Φ total	ℓlum, lamp
10	991.9	1092	1115	1138	1063	967.3	970.5	940.2	0- 10	1360	1360	31.9,31.9
20	266.6	269.0	258.1	267.5	273.5	278.5	294.6	273.8	10- 20	1441	2801	65.6,65.6
30	134.0	136.7	135.2	142.0	142.9	138.9	141.7	134.9	20- 30	910.8	3712	86.9,86.9
40	11.41	11.99	11.72	12.12	12.10	11.65	11.85	11.59	30- 40	317.0	4029	94.3,94.3
50	3.745	4.006	3.900	3.970	3.808	3.787	3.908	3.876	40- 50	50.95	4080	95.5,95.5
60	2.433	2.517	2.551	2.561	2.447	2.419	2.404	2.434	50- 60	27.01	4107	96.2,96.2
70	1.818	1.871	1.899	1.908	1.821	1.817	1.797	1.821	60- 70	21.37	4128	96.7,96.7
80	1.304	1.337	1.325	1.325	1.303	1.322	1.310	1.318	70- 80	16.52	4145	97,97
90	0.8495	0.9415	0.8680	0.8649	1.022	1.144	1.025	1.032	80- 90	12.34	4157	97.3,97.3
100	0.6974	0.7184	0.6942	0.6913	1.057	1.082	1.056	1.065	90-100	9.923	4167	97.6,97.6
110	0.9062	0.8979	0.8956	0.8849	1.164	1.173	1.161	1.176	100-110	9.922	4177	97.8,97.8
120	1.227	1.223	1.231	1.211	1.402	1.407	1.396	1.416	110-120	11.51	4189	98.1,98.1
130	1.920	1.891	1.880	1.869	2.007	2.033	2.032	2.053	120-130	14.24	4203	98.4,98.4
140	2.840	2.823	2.819	2.817	2.866	2.881	2.877	2.901	130-140	18.63	4221	98.8,98.8
150	3.356	3.353	3.352	3.354	3.392	3.399	3.387	3.409	140-150	19.73	4241	99.3,99.3
160	3.568	3.566	3.559	3.568	3.586	3.598	3.587	3.604	150-160	16.14	4257	99.7,99.7
170	3.569	3.580	3.579	3.597	3.608	3.612	3.609	3.618	160-170	10.25	4268	99.9,99.9
180	3.450	3.460	3.441	3.431	3.450	3.460	3.441	3.431	170-180	3.358	4271	100,100
DEG	LUMINOUS INTENSITY:×10cd									UNIT:lm		

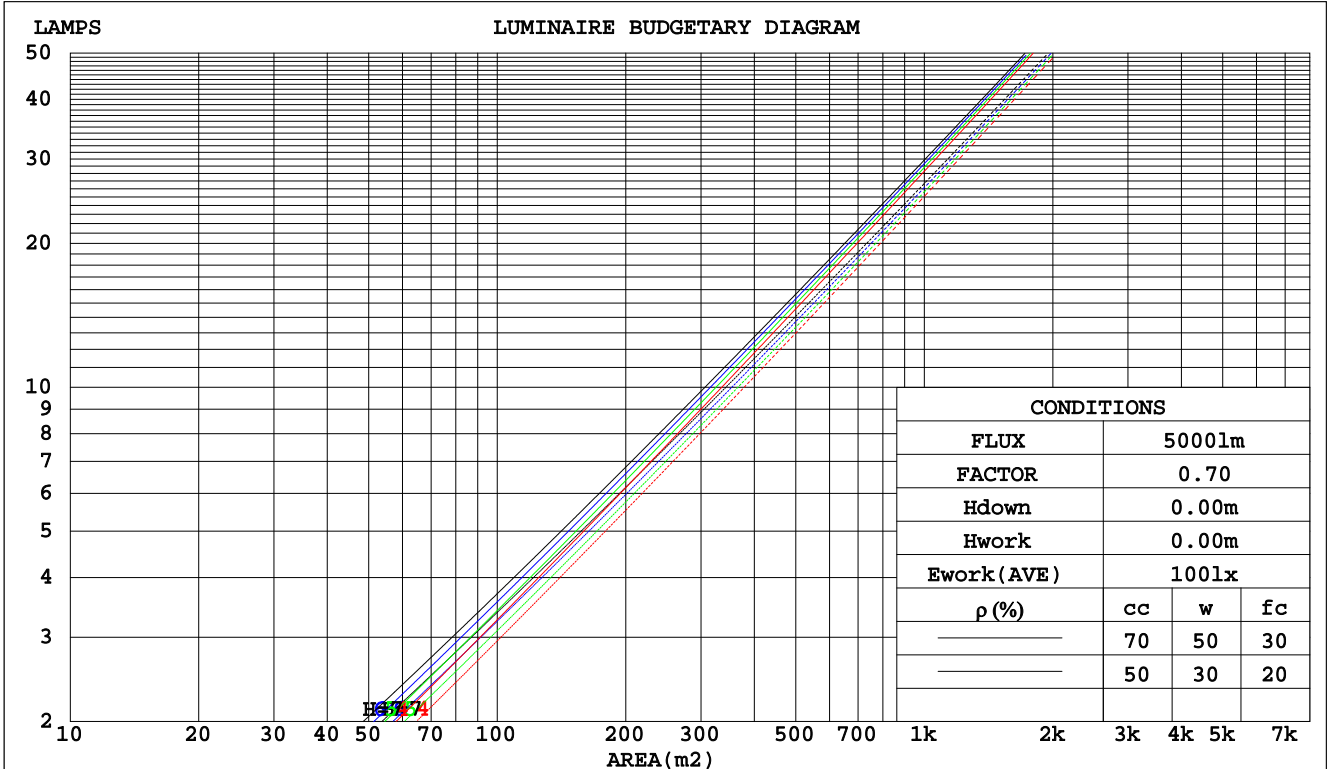
C Range: 0 - 360DEG
C Interval: 15.0DEG
Test Speed: HIGH
Temperature:25.3DEG
Operators:ZhangXiao
Test Date:2016-08-01

γ Range: 0 - 180DEG
γ Interval: 1.0DEG
Test System:EVERFINE GO-2000B_V1 SYSTEM V2.0.265
Humidity:65.0%
Test Distance:6.610m [K=1.0000]
Remarks:

CU AND LUMINAIRE BUDGETARY ESTIMATE DIAGRAM

Test:U:226.6V I:0.1790A P:38.50W PF:0.9480 Lamp Flux:4270.88x1 lm		
NAME:	TYPE:	WEIGHT:
DIM.:	SPEC.:	SERIAL No.:
MFR.: Rayconn	SUR.:	PROTECTION ANGLE:

pcc	80%			70%			50%			30%			10%			0
pw	50%	30%	10%	50%	30%	10%	50%	30%	10%	50%	30%	10%	50%	30%	10%	0
pfc	20%			20%			20%			20%			20%			0
RCR	RCR:Room Cavity Ratio						Coefficients of Utilization(CU)									
0.0	1.18	1.18	1.18	1.15	1.15	1.15	1.10	1.10	1.10	1.04	1.04	1.04	.00	.00	.00	.97
1.0	1.11	1.09	1.07	1.09	1.07	1.05	1.04	1.03	1.02	1.00	.99	.98	.97	.96	.95	.93
2.0	1.05	1.02	.99	1.03	1.00	.98	.00	.97	.95	.97	.95	.93	.94	.92	.91	.89
3.0	1.00	.96	.93	.99	.95	.92	.96	.93	.90	.93	.91	.88	.91	.89	.87	.85
4.0	.96	.91	.88	.94	.90	.87	.92	.88	.86	.90	.87	.85	.88	.85	.83	.82
5.0	.91	.87	.83	.90	.86	.83	.88	.85	.82	.87	.83	.81	.85	.82	.80	.79
6.0	.88	.83	.80	.87	.82	.79	.85	.81	.79	.84	.80	.78	.82	.79	.77	.76
7.0	.84	.80	.76	.84	.79	.76	.82	.78	.76	.81	.78	.75	.80	.77	.75	.73
8.0	.81	.77	.74	.81	.76	.73	.80	.76	.73	.78	.75	.72	.77	.74	.72	.71
9.0	.79	.74	.71	.78	.74	.71	.77	.73	.70	.76	.73	.70	.75	.72	.70	.69
10.0	.76	.72	.69	.76	.71	.68	.75	.71	.68	.74	.70	.68	.73	.70	.68	.67



C Range: 0 - 360DEG
C Interval: 15.0DEG
Test Speed: HIGH
Temperature:25.3DEG
Operators:ZhangXiao
Test Date:2016-08-01

γ Range: 0 - 180DEG
γ Interval: 1.0DEG
Test System:EVERFINE GO-2000B_V1 SYSTEM V2.0.265
Humidity:65.0%
Test Distance:6.610m [K=1.0000]
Remarks:

WEC AND CCEC

Test:U:226.6V I:0.1790A P:38.50W PF:0.9480 Lamp Flux:4270.88x1 lm					
NAME:		TYPE:		WEIGHT:	
DIM.:		SPEC.:		SERIAL No.:	
MFR.: Rayconn		SUR.:		PROTECTION ANGLE:	

pcc	80%			70%			50%			30%			10%			0
ρw	50%	30%	10%	50%	30%	10%	50%	30%	10%	50%	30%	10%	50%	30%	10%	0
ρfc	20%			20%			20%			20%			20%			0
RCR	RCR:Room Cavity Ratio						Wall Exitance Coefficients(WEC)									
0.0																
1.0	.154	.087	.028	.146	.083	.027	.132	.076	.024	.120	.069	.022	.108	.062	.020	
2.0	.142	.078	.024	.136	.075	.023	.124	.069	.022	.114	.064	.020	.104	.059	.018	
3.0	.133	.071	.021	.128	.068	.021	.118	.064	.019	.108	.059	.018	.100	.055	.017	
4.0	.125	.065	.019	.120	.063	.019	.111	.059	.018	.103	.056	.017	.096	.052	.016	
5.0	.117	.060	.017	.113	.058	.017	.106	.055	.016	.099	.052	.016	.092	.049	.015	
6.0	.111	.056	.016	.107	.054	.016	.101	.052	.015	.095	.049	.014	.089	.047	.014	
7.0	.105	.052	.015	.102	.051	.015	.096	.049	.014	.091	.047	.014	.086	.045	.013	
8.0	.100	.049	.014	.098	.048	.014	.092	.046	.013	.088	.044	.013	.083	.043	.012	
9.0	.096	.046	.013	.093	.045	.013	.089	.044	.012	.084	.042	.012	.080	.041	.012	
10.0	.092	.044	.012	.089	.043	.012	.085	.042	.012	.081	.040	.011	.077	.039	.011	

pcc	80%			70%			50%			30%			10%			0
ρw	50%	30%	10%	50%	30%	10%	50%	30%	10%	50%	30%	10%	50%	30%	10%	0
ρfc	20%			20%			20%			20%			20%			0
RCR	RCR:Room Cavity Ratio			Ceiling Cavity Exitance Coefficients(CCEC)												
0.0	.211	.211	.211	.180	.180	.180	.123	.123	.123	.071	.071	.071	.023	.023	.023	
1.0	.190	.178	.167	.163	.153	.144	.111	.105	.099	.064	.061	.058	.020	.020	.019	
2.0	.173	.153	.137	.148	.132	.118	.101	.091	.082	.059	.053	.048	.019	.017	.016	
3.0	.159	.134	.114	.136	.116	.099	.093	.080	.070	.054	.047	.041	.017	.015	.013	
4.0	.147	.119	.098	.126	.103	.085	.087	.072	.060	.050	.042	.035	.016	.014	.012	
5.0	.137	.107	.085	.118	.093	.074	.081	.065	.052	.047	.038	.031	.015	.012	.010	
6.0	.128	.097	.075	.110	.084	.065	.076	.059	.046	.044	.035	.027	.014	.011	.009	
7.0	.121	.089	.067	.104	.077	.058	.072	.054	.041	.042	.032	.025	.014	.010	.008	
8.0	.115	.083	.061	.099	.072	.053	.068	.050	.037	.040	.030	.022	.013	.010	.007	
9.0	.109	.077	.055	.094	.067	.048	.065	.047	.034	.038	.028	.020	.012	.009	.007	
10.0	.104	.072	.051	.090	.063	.045	.062	.044	.032	.036	.026	.019	.012	.009	.006	

C Range: 0 - 360DEG
C Interval: 15.0DEG
Test Speed: HIGH
Temperature:25.3DEG
Operators:ZhangXiao
Test Date:2016-08-01

γ Range: 0 - 180DEG
γ Interval: 1.0DEG
Test System:EVERFINE GO-2000B_V1 SYSTEM V2.0.265
Humidity:65.0%
Test Distance:6.610m [K=1.0000]
Remarks:

Uncorrected UGR Table

Test:U:226.6V I:0.1790A P:38.50W PF:0.9480 Lamp Flux:4270.88x1 lm											
NAME:					TYPE:			WEIGHT:			
DIM.:					SPEC.:			SERIAL No.:			
MFR.: Rayconn					SUR.:			PROTECTION ANGLE:			
ceiling/cavity	0.7	0.7	0.5	0.5	0.3	0.7	0.7	0.5	0.5	0.3	
walls	0.5	0.3	0.5	0.3	0.3	0.5	0.3	0.5	0.3	0.3	
working plane	0.2	0.2	0.2	0.2	0.2	0.2	0.2	0.2	0.2	0.2	
Room dimensions		Viewed crosswise					Viewed endwise				
x = 2H y = 2H		15.5	16.2	15.8	16.4	16.6	15.8	16.5	16.0	16.7	16.9
	3H	15.7	16.4	16.0	16.6	16.9	16.0	16.6	16.3	16.9	17.1
	4H	15.9	16.5	16.2	16.8	17.1	16.1	16.8	16.5	17.0	17.3
	6H	16.2	16.8	16.5	17.1	17.4	16.4	17.0	16.8	17.3	17.6
	8H	16.4	17.0	16.7	17.3	17.6	16.6	17.2	17.0	17.5	17.8
	12H	16.7	17.2	17.0	17.5	17.8	16.9	17.4	17.2	17.8	18.1
4H	2H	15.4	16.1	15.7	16.3	16.6	15.7	16.3	16.0	16.6	16.8
	3H	15.8	16.3	16.1	16.6	16.9	16.0	16.6	16.4	16.9	17.2
	4H	16.1	16.6	16.5	16.9	17.3	16.3	16.8	16.7	17.2	17.5
	6H	16.6	17.0	17.0	17.4	17.8	16.8	17.2	17.2	17.6	18.0
	8H	16.9	17.3	17.3	17.7	18.1	17.1	17.5	17.5	17.9	18.3
	12H	17.3	17.7	17.8	18.1	18.6	17.5	17.9	18.0	18.3	18.8
8H	4H	16.2	16.6	16.6	17.0	17.4	16.4	16.8	16.8	17.2	17.6
	6H	16.9	17.2	17.3	17.6	18.1	17.0	17.4	17.5	17.8	18.3
	8H	17.3	17.6	17.8	18.1	18.6	17.5	17.8	18.0	18.3	18.8
	12H	18.0	18.2	18.5	18.7	19.2	18.1	18.4	18.6	18.9	19.4
12H	4H	16.2	16.6	16.6	17.0	17.4	16.4	16.8	16.8	17.2	17.6
	6H	16.9	17.2	17.4	17.7	18.2	17.1	17.4	17.6	17.9	18.4
	8H	17.5	17.8	18.0	18.3	18.8	17.7	17.9	18.2	18.4	18.9
Variations with the observer position at spacings:											
S = 1.0H	+ 0.7 / - 0.6					+ 0.6 / - 0.6					
1.5H	+ 1.5 / - 0.5					+ 1.4 / - 0.5					
2.0H	+ 0.2 / - 0.2					+ 0.2 / - 0.2					

CIE Pub.117 Corrected 4271 lm Total Lamp Luminous Flux.(8log(F/F0) = 5.0)

C Range: 0 - 360DEG
C Interval: 15.0DEG
Test Speed: HIGH
Temperature:25.3DEG
Operators:ZhangXiao
Test Date:2016-08-01

γ Range: 0 - 180DEG
γ Interval: 1.0DEG
Test System:EVERFINE GO-2000B_V1 SYSTEM V2.0.265
Humidity:65.0%
Test Distance:6.610m [K=1.0000]
Remarks:

UTILIZATION FACTORS TABLE

Test:U:226.6V I:0.1790A P:38.50W PF:0.9480 Lamp Flux:4270.88x1 lm		
NAME:	TYPE:	WEIGHT:
DIM.:	SPEC.:	SERIAL No.:
MFR.: Rayconn	SUR.:	PROTECTION ANGLE:

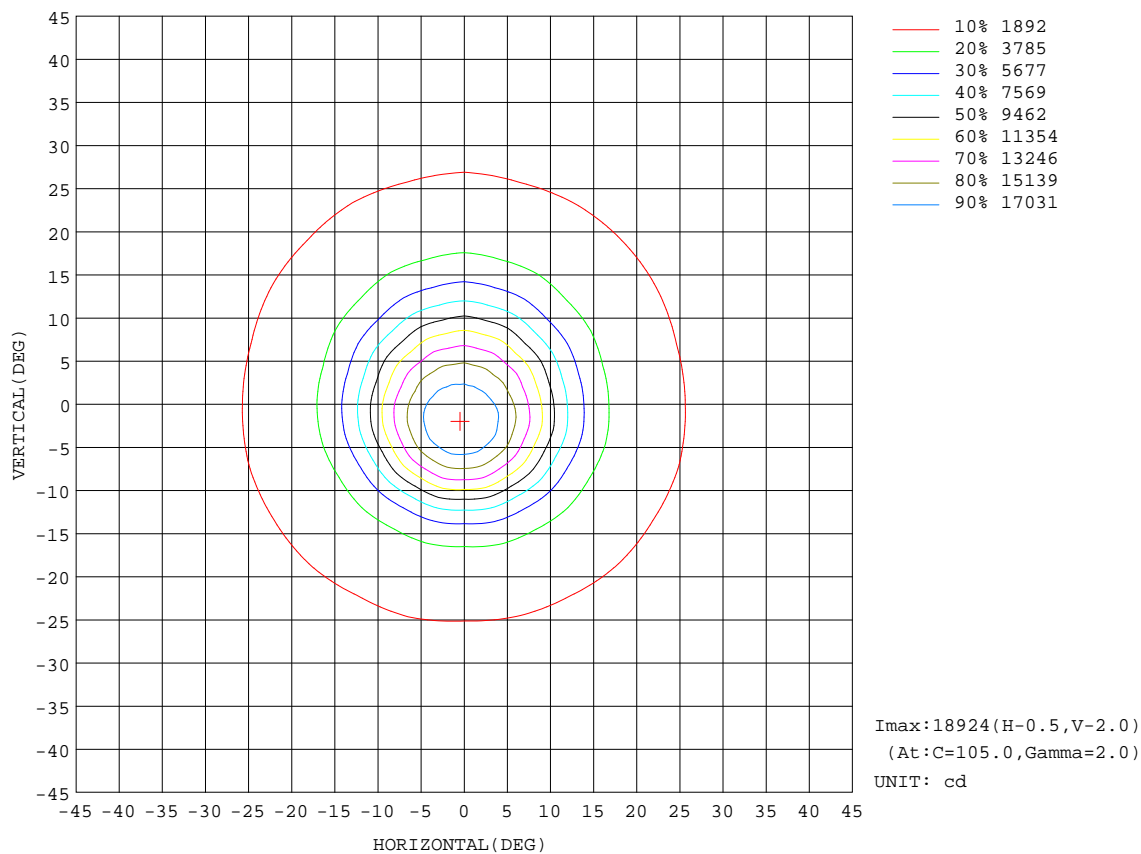
REFLECTANCE										
Ceiling	0.8	0.8	0.8	0.7	0.7	0.7	0.5	0.5	0.5	0
Walls	0.7	0.5	0.3	0.7	0.5	0.3	0.7	0.5	0.3	0
Working plane	0.2	0.2	0.2	0.2	0.2	0.2	0.2	0.2	0.2	0
ROOM INDEX	UTILIZATION FACTORS(PERCENT) $k(RI) \times RCR = 5$									
$k = 0.60$	88	82	78	88	82	78	87	81	78	75
0.80	95	90	86	94	89	86	93	88	85	82
1.00	99	94	90	98	93	90	96	93	89	85
1.25	103	98	94	102	97	94	99	96	93	89
1.50	105	101	98	104	100	97	102	98	96	91
2.00	108	104	101	106	103	100	103	100	98	92
2.50	110	106	103	108	104	102	104	102	100	93
3.00	111	108	105	109	106	104	105	103	101	94
4.00	113	110	108	111	109	107	107	105	103	96
5.00	114	112	110	112	110	109	108	106	105	97
ROOM INDEX	UF(total)									Direct
According to DIN EN 13032-2 2004			Suspended					SHRNOM = 1.25		

C Range: 0 - 360DEG
C Interval: 15.0DEG
Test Speed: HIGH
Temperature:25.3DEG
Operators:ZhangXiao
Test Date:2016-08-01

γ Range: 0 - 180DEG
 γ Interval: 1.0DEG
 γ Test System:EVERFINE GO-2000B_V1 SYSTEM V2.0.265
Humidity:65.0%
Test Distance:6.610m [K=1.0000]
Remarks:

ISOCANDELA DIAGRAM

Test:U:226.6V I:0.1790A P:38.50W PF:0.9480 Lamp Flux:4270.88x1 lm		
NAME:	TYPE:	WEIGHT:
DIM.:	SPEC.:	SERIAL No.:
MFR.: Rayconn	SUR.:	PROTECTION ANGLE:



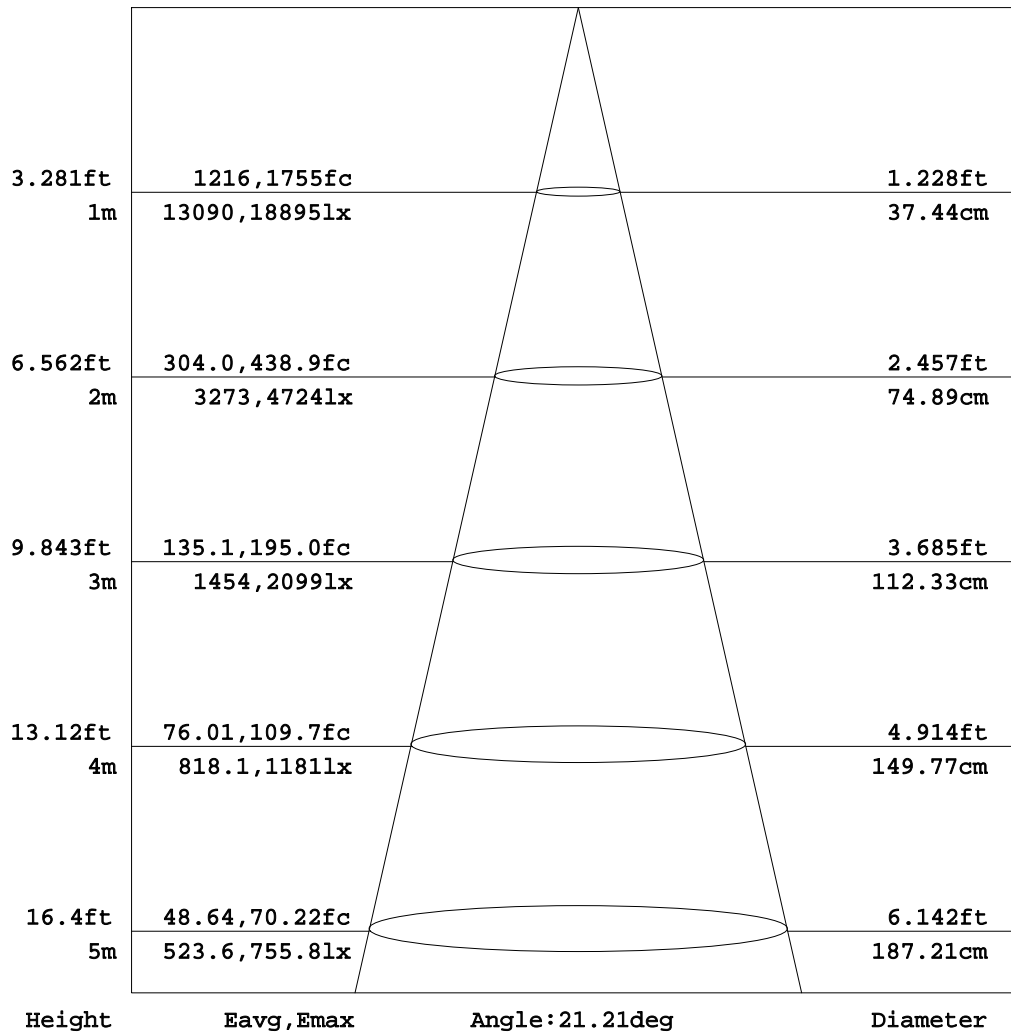
C Range: 0 - 360DEG
C Interval: 15.0DEG
Test Speed: HIGH
Temperature:25.3DEG
Operators:ZhangXiao
Test Date:2016-08-01

γ Range: 0 - 180DEG
γ Interval: 1.0DEG
Test System:EVERFINE GO-2000B_V1 SYSTEM V2.0.265
Humidity:65.0%
Test Distance:6.610m [K=1.0000]
Remarks:

AAI Figure

Test:U:226.6V I:0.1790A P:38.50W PF:0.9480 Lamp Flux:4270.88x1 lm		
NAME:	TYPE:	WEIGHT:
DIM.:	SPEC.:	SERIAL No.:
MFR.: Rayconn	SUR.:	PROTECTION ANGLE:

Flux out:1554 lm



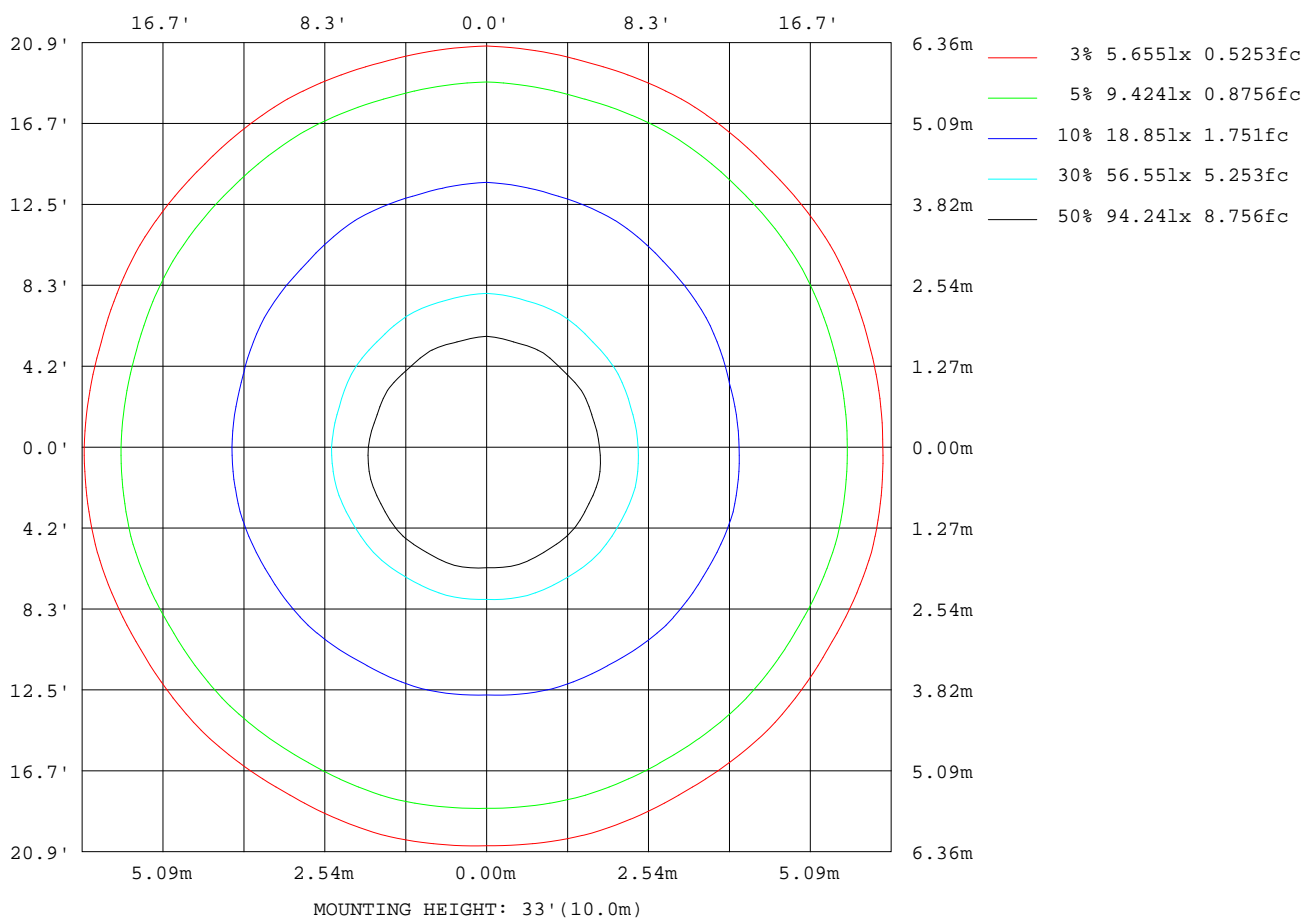
Note: The Curves indicate the illuminated area and the average illumination when the luminaire is at different distance.

C Range: 0 - 360DEG
C Interval: 15.0DEG
Test Speed: HIGH
Temperature: 25.3DEG
Operators: ZhangXiao
Test Date: 2016-08-01

γ Range: 0 - 180DEG
γ Interval: 1.0DEG
Test System: EVERFINE GO-2000B_V1 SYSTEM V2.0.265
Humidity: 65.0%
Test Distance: 6.610m [K=1.0000]
Remarks:

ISOLUX DIAGRAM

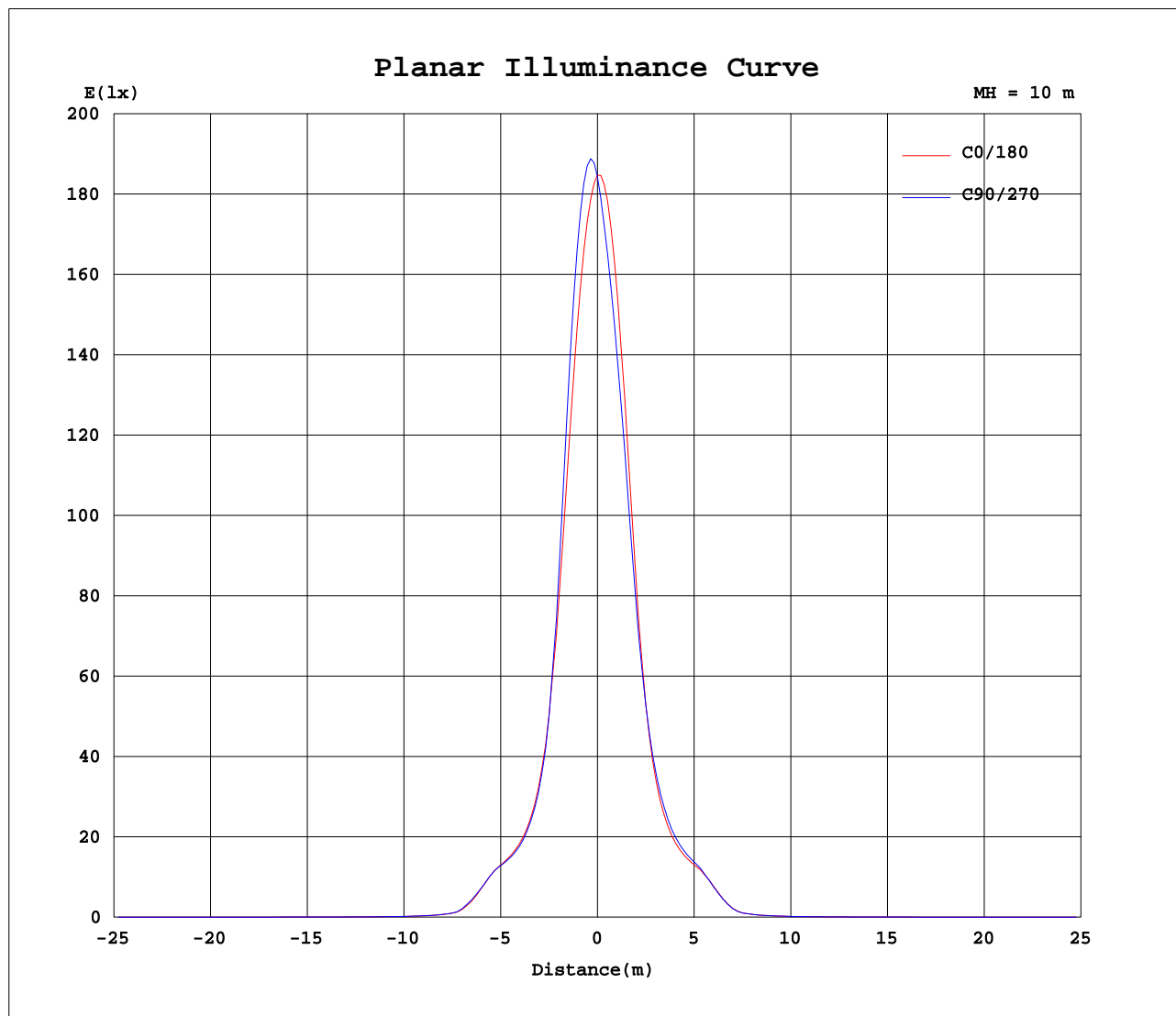
Test:U:226.6V I:0.1790A P:38.50W PF:0.9480 Lamp Flux:4270.88x1 lm		
NAME:	TYPE:	WEIGHT:
DIM.:	SPEC.:	SERIAL No.:
MFR.: Rayconn	SUR.:	PROTECTION ANGLE:



C Range: 0 - 360DEG
C Interval: 15.0DEG
Test Speed: HIGH
Temperature: 25.3DEG
Operators: ZhangXiao
Test Date: 2016-08-01

γ Range: 0 - 180DEG
γ Interval: 1.0DEG
Test System: EVERFINE GO-2000B_V1 SYSTEM V2.0.265
Humidity: 65.0%
Test Distance: 6.610m [K=1.0000]
Remarks:

Planar Illuminance Curve



C Range: 0 - 360DEG
C Interval: 15.0DEG
Test Speed: HIGH
Temperature: 25.3DEG
Operators: ZhangXiao
Test Date: 2016-08-01

γ Range: 0 - 180DEG
 γ Interval: 1.0DEG
Test System: EVERFINE GO-2000B_V1 SYSTEM V2.0.265
Humidity: 65.0%
Test Distance: 6.610m [K=1.0000]
Remarks:

LUMINOUS DISTRIBUTION INTENSITY DATA

Test:U:226.6V I:0.1790A P:38.50W PF:0.9480 Lamp Flux:4270.88x1 lm																			
NAME:										TYPE:					WEIGHT:				
DIM.:										SPEC.:					SERIAL No.:				
MFR.: Rayconn										SUR.:					PROTECTION ANGLE:				

Table--1

UNIT: ×10cd

C(DEG) γ (DEG)	0	15	30	45	60	75	90	105	120	135	150	165	180	195	210	225	240	255	270
0	1843	1843	1843	1843	1843	1843	1843	1843	1843	1843	1843	1843	1843	1843	1843	1843	1843	1843	1843
5	1583	1631	1661	1711	1732	1770	1772	1790	1771	1766	1725	1701	1651	1599	1574	1533	1520	1494	1495
10	992	1040	1045	1092	1089	1133	1115	1150	1120	1138	1095	1097	1063	1009	1010	967	979	953	970
15	476	495	484	495	476	485	466	480	469	491	484	504	503	487	503	491	509	498	512
20	267	272	267	269	263	265	258	263	260	268	267	273	273	271	279	278	290	288	295
25	194	196	193	194	191	192	190	193	191	194	195	197	195	194	197	199	203	204	207
30	134	137	133	137	133	138	135	141	137	142	140	145	143	139	142	139	141	138	142
35	34.8	37.5	35.0	38.2	35.8	39.8	37.9	40.7	38.0	41.0	38.8	41.7	40.3	37.1	38.9	36.8	38.8	36.9	39.1
40	11.4	11.9	11.4	12.0	11.8	12.1	11.7	11.9	11.7	12.1	12.0	12.4	12.1	11.7	12.1	11.7	12.0	11.7	11.8
45	5.72	5.88	5.85	6.12	6.11	6.21	6.07	6.14	6.06	6.26	6.16	6.31	6.07	5.95	6.13	5.96	6.05	5.91	5.97
50	3.74	3.84	3.88	4.01	4.01	3.98	3.90	3.87	3.87	3.97	3.95	3.98	3.81	3.77	3.83	3.79	3.85	3.86	3.91
55	2.88	2.93	2.95	3.03	3.05	3.05	3.00	2.97	2.96	3.01	3.01	3.04	2.85	2.82	2.86	2.86	2.89	2.91	2.92
60	2.43	2.45	2.45	2.52	2.54	2.57	2.55	2.55	2.53	2.56	2.54	2.56	2.45	2.43	2.45	2.42	2.44	2.43	2.40
65	2.13	2.14	2.15	2.19	2.21	2.24	2.23	2.22	2.21	2.23	2.22	2.22	2.14	2.13	2.13	2.13	2.13	2.12	2.10
70	1.82	1.83	1.84	1.87	1.88	1.91	1.90	1.90	1.89	1.91	1.89	1.89	1.82	1.82	1.82	1.82	1.82	1.82	1.80
75	1.54	1.56	1.56	1.58	1.58	1.59	1.58	1.57	1.57	1.58	1.57	1.58	1.53	1.54	1.54	1.55	1.55	1.55	1.55
80	1.30	1.31	1.32	1.34	1.33	1.33	1.33	1.32	1.32	1.33	1.32	1.32	1.30	1.30	1.31	1.32	1.31	1.31	1.31
85	1.08	1.09	1.10	1.14	1.11	1.11	1.10	1.11	1.10	1.11	1.10	1.11	1.15	1.14	1.17	1.21	1.15	1.14	1.14
90	0.85	0.85	0.88	0.94	0.89	0.86	0.87	0.87	0.86	0.86	0.86	0.86	1.02	1.02	1.05	1.14	1.05	1.02	1.03
95	0.74	0.74	0.77	0.83	0.78	0.75	0.76	0.75	0.75	0.75	0.75	0.75	1.04	1.04	1.07	1.12	1.05	1.04	1.04
100	0.70	0.69	0.70	0.72	0.71	0.69	0.69	0.69	0.69	0.69	0.69	0.69	1.06	1.06	1.06	1.08	1.06	1.06	1.06
105	0.77	0.76	0.77	0.76	0.76	0.75	0.75	0.75	0.75	0.75	0.75	0.75	1.10	1.10	1.10	1.11	1.10	1.10	1.10
110	0.91	0.90	0.91	0.90	0.90	0.89	0.90	0.89	0.89	0.88	0.89	0.89	1.16	1.17	1.16	1.17	1.16	1.17	1.16
115	1.05	1.05	1.06	1.05	1.06	1.05	1.06	1.05	1.05	1.04	1.05	1.04	1.26	1.26	1.26	1.26	1.26	1.26	1.25
120	1.23	1.22	1.23	1.22	1.23	1.22	1.23	1.22	1.22	1.21	1.22	1.21	1.40	1.41	1.40	1.41	1.40	1.41	1.40
125	1.50	1.49	1.50	1.49	1.49	1.48	1.49	1.48	1.48	1.47	1.48	1.47	1.64	1.65	1.64	1.65	1.64	1.66	1.64
130	1.92	1.90	1.91	1.89	1.90	1.88	1.88	1.87	1.88	1.87	1.88	1.87	2.01	2.02	2.01	2.03	2.02	2.04	2.03
135	2.41	2.38	2.39	2.38	2.38	2.36	2.36	2.35	2.37	2.36	2.37	2.36	2.45	2.47	2.46	2.48	2.46	2.49	2.48
140	2.84	2.82	2.83	2.82	2.83	2.82	2.82	2.81	2.82	2.82	2.82	2.81	2.87	2.88	2.87	2.88	2.86	2.89	2.88
145	3.15	3.14	3.15	3.15	3.15	3.15	3.15	3.15	3.15	3.15	3.14	3.14	3.18	3.21	3.19	3.19	3.17	3.19	3.19
150	3.36	3.35	3.36	3.35	3.36	3.36	3.35	3.35	3.35	3.35	3.35	3.35	3.39	3.40	3.39	3.40	3.38	3.40	3.39
155	3.48	3.48	3.48	3.48	3.48	3.48	3.48	3.48	3.48	3.48	3.48	3.48	3.51	3.52	3.52	3.52	3.51	3.52	3.51
160	3.57	3.56	3.57	3.57	3.56	3.57	3.56	3.57	3.56	3.57	3.57	3.57	3.59	3.59	3.59	3.60	3.59	3.60	3.59
165	3.62	3.61	3.61	3.62	3.61	3.62	3.61	3.62	3.62	3.63	3.62	3.63	3.63	3.64	3.64	3.65	3.64	3.65	3.64
170	3.57	3.57	3.57	3.58	3.57	3.59	3.58	3.59	3.59	3.60	3.59	3.59	3.61	3.61	3.61	3.61	3.61	3.62	3.61
175	3.44	3.45	3.46	3.47	3.47	3.48	3.47	3.48	3.47	3.47	3.45	3.45	3.49	3.49	3.49	3.49	3.48	3.48	3.46
180	3.45	3.45	3.46	3.46	3.45	3.46	3.44	3.44	3.43	3.43	3.42	3.42	3.45	3.45	3.45	3.46	3.45	3.46	3.44

C Range: 0 - 360DEG
C Interval: 15.0DEG
Test Speed: HIGH
Temperature:25.3DEG
Operators:ZhangXiao
Test Date:2016-08-01

γ Range: 0 - 180DEG
γ Interval: 1.0DEG
Test System:EVERFINE GO-2000B_V1 SYSTEM V2.0.265
Humidity:65.0%
Test Distance:6.610m [K=1.0000]
Remarks:

LUMINOUS DISTRIBUTION INTENSITY DATA

Test:U:226.6V I:0.1790A P:38.50W PF:0.9480 Lamp Flux:4270.88x1 lm		
NAME:	TYPE:	WEIGHT:
DIM.:	SPEC.:	SERIAL No.:
MFR.: Rayconn	SUR.:	PROTECTION ANGLE:

Table--2

UNIT: x10cd

C(DEC) γ (DEC)	285	300	315	330	345														
0	1843	1843	1843	1843	1843														
5	1484	1497	1499	1527	1545														
10	947	962	940	968	961														
15	495	499	476	483	468														
20	287	285	274	273	265														
25	203	202	199	196	194														
30	136	138	135	138	135														
35	35.9	37.0	33.8	35.7	34.0														
40	11.6	11.9	11.6	11.6	11.4														
45	5.87	6.01	5.89	5.95	5.77														
50	3.90	3.93	3.88	3.84	3.77														
55	2.95	2.98	2.94	2.90	2.88														
60	2.42	2.46	2.43	2.42	2.41														
65	2.10	2.12	2.12	2.12	2.11														
70	1.81	1.83	1.82	1.81	1.81														
75	1.55	1.56	1.54	1.54	1.55														
80	1.31	1.32	1.32	1.31	1.32														
85	1.14	1.14	1.14	1.14	1.15														
90	1.03	1.02	1.03	1.03	1.04														
95	1.04	1.04	1.05	1.04	1.05														
100	1.06	1.06	1.07	1.06	1.07														
105	1.11	1.10	1.11	1.10	1.12														
110	1.17	1.17	1.18	1.17	1.18														
115	1.26	1.26	1.27	1.26	1.27														
120	1.41	1.40	1.42	1.41	1.42														
125	1.66	1.65	1.67	1.66	1.67														
130	2.05	2.03	2.05	2.04	2.06														
135	2.50	2.48	2.50	2.48	2.51														
140	2.90	2.88	2.90	2.89	2.92														
145	3.20	3.18	3.21	3.20	3.24														
150	3.40	3.39	3.41	3.40	3.42														
155	3.53	3.51	3.53	3.52	3.53														
160	3.60	3.59	3.60	3.59	3.60														
165	3.66	3.65	3.66	3.65	3.65														
170	3.62	3.61	3.62	3.61	3.61														
175	3.47	3.46	3.46	3.46	3.47														
180	3.44	3.43	3.43	3.42	3.42														

C Range: 0 - 360DEG
C Interval: 15.0DEG
Test Speed: HIGH
Temperature:25.3DEG
Operators:ZhangXiao
Test Date:2016-08-01

γ Range: 0 - 180DEG
γ Interval: 1.0DEG
γ Test System:EVERFINE GO-2000B_V1 SYSTEM V2.0.265
Humidity:65.0%
Test Distance:6.610m [K=1.0000]
Remarks: