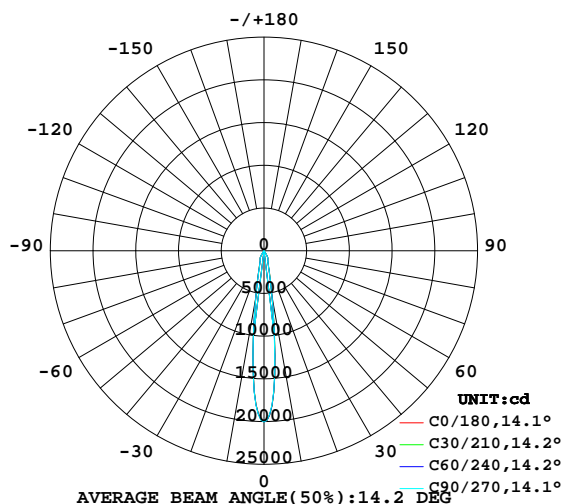


## LUMINAIRE PHOTOMETRIC TEST REPORT

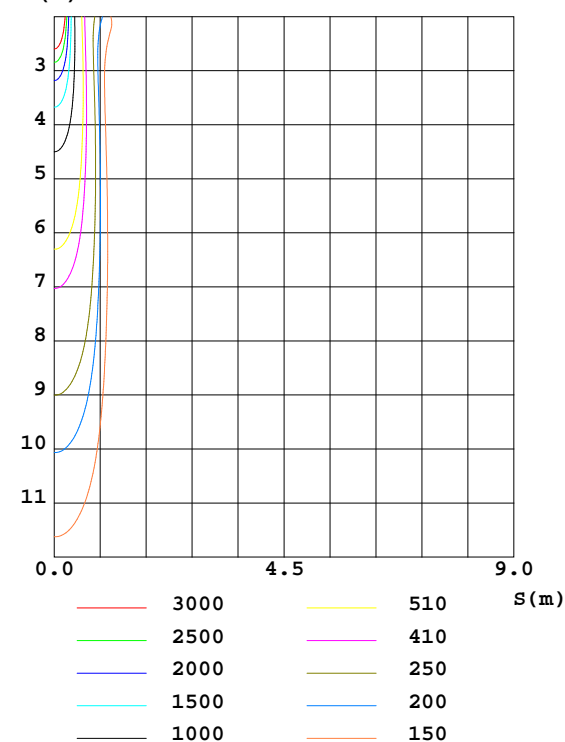
Test:U:226.5V I:0.1250A P:27.20W PF:0.9590 Lamp Flux:2549.55x1 lm		
NAME:	TYPE:	WEIGHT:
DIM.:	SPEC.:	SERIAL No.:
MFR.: Rayconn	SUR.:	PROTECTION ANGLE:

DATA OF LAMP		PHOTOMETRIC DATA Eff: 93.73 lm/W			
MODEL	DL10-30W-940-W-15-02	Imax(cd)	20049	S/MH(C0/180)	0.25
NOMINAL POWER(W)	28	LOR(%)	100.0	S/MH(C90/270)	0.24
RATED VOLTAGE(V)	226	TOTAL FLUX(lm)	2549.6	η UP,DN(C0-180)	1.2,48.7
NOMINAL FLUX(lm)	2549.55	CIE CLASS	DIRECT	η UP,DN(C180-360)	1.4,48.7
LAMPS INSIDE	1	η up(%)	2.6	CIBSE SHR NOM	0.00
TEST VOLTAGE(V)	226.5	η down(%)	97.4	CIBSE SHR MAX	1.00

LUMINOUS INTENSITY DISTRIBUTION DIAGRAM



C0 PLANE ISOLUX DIAGRAM (UNIT:lx)



C Range: 0 - 360DEG  
 C Interval: 15.0DEG  
 Test Speed: HIGH  
 Temperature:25.3DEG  
 Operators:ZhangXiao  
 Test Date:2016-09-09

γ Range: 0 - 180DEG  
 γ Interval: 1.0DEG  
 Test System:EVERFINE GO-2000B\_V1 SYSTEM V2.0.265  
 Humidity:65.0%  
 Test Distance:6.590m [K=1.0000]  
 Remarks:

## ZONAL FLUX DIAGRAM

### ZONAL FLUX DIAGRAM:

γ	C0	C45	C90	C135	C180	C225	C270	C315	γ	Φ zone	Φ total	%lum, lamp
10	546.5	560.1	533.1	548.7	560.6	546.4	559.3	532.0	0- 10	1059	1059	41.5,41.5
20	135.8	136.3	134.7	138.2	137.2	137.0	137.1	135.5	10- 20	695.9	1755	68.8,68.8
30	79.20	79.50	76.75	81.51	80.16	78.30	81.19	80.01	20- 30	498.1	2253	88.4,88.4
40	4.751	4.978	4.775	4.975	5.035	4.670	4.938	4.543	30- 40	179.9	2433	95.4,95.4
50	1.031	1.075	1.106	1.050	1.088	1.123	1.013	0.9895	40- 50	16.42	2449	96.1,96.1
60	0.9728	1.004	1.022	0.9917	0.9713	1.017	0.9584	0.9424	50- 60	8.667	2458	96.4,96.4
70	0.8598	0.8839	0.8699	0.8628	0.8307	0.8330	0.8417	0.8348	60- 70	9.831	2468	96.8,96.8
80	0.7220	0.7241	0.7239	0.7167	0.7071	0.7191	0.7120	0.7140	70- 80	8.064	2476	97.1,97.1
90	0.5066	0.5072	0.5062	0.5062	0.6045	0.6120	0.6047	0.6102	80- 90	7.075	2483	97.4,97.4
100	0.3623	0.3619	0.3613	0.3589	0.6223	0.6229	0.6225	0.6245	90-100	5.650	2488	97.6,97.6
110	0.5250	0.5213	0.5258	0.5236	0.6807	0.6792	0.6815	0.6836	100-110	5.693	2494	97.8,97.8
120	0.6736	0.6696	0.6744	0.6714	0.7989	0.7999	0.8000	0.8035	110-120	6.600	2501	98.1,98.1
130	1.079	1.067	1.082	1.069	1.164	1.168	1.159	1.170	120-130	7.937	2509	98.4,98.4
140	1.728	1.720	1.736	1.724	1.754	1.767	1.752	1.764	130-140	11.15	2520	98.8,98.8
150	2.011	2.005	2.030	2.006	2.040	2.054	2.039	2.049	140-150	11.98	2532	99.3,99.3
160	2.134	2.134	2.134	2.134	2.148	2.147	2.146	2.148	150-160	9.652	2541	99.7,99.7
170	2.164	2.170	2.168	2.171	2.187	2.181	2.185	2.184	160-170	6.160	2548	99.9,99.9
180	1.975	1.979	1.976	1.978	1.980	1.977	1.979	1.978	170-180	2.008	2550	100,100
DEG	LUMINOUS INTENSITY:×10cd									UNIT:lm		

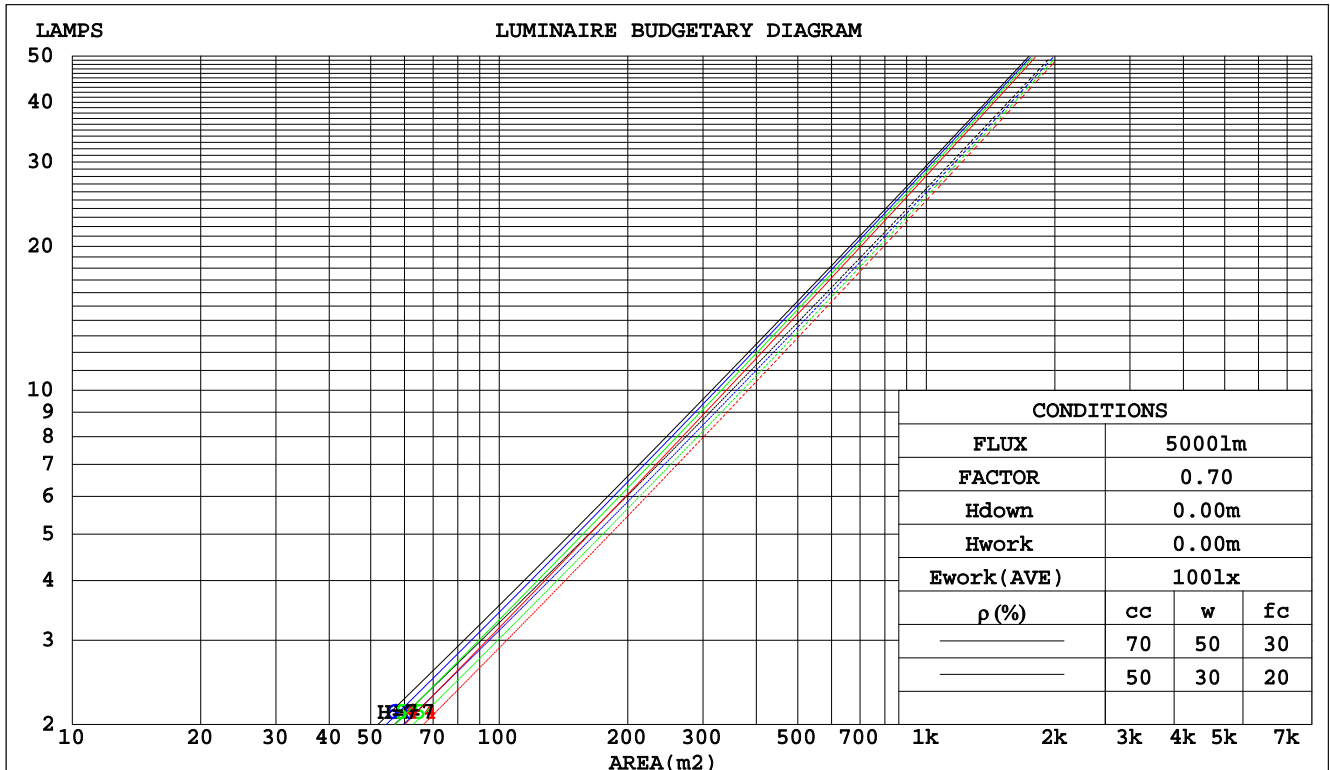
C Range: 0 - 360DEG  
C Interval: 15.0DEG  
Test Speed: HIGH  
Temperature:25.3DEG  
Operators:ZhangXiao  
Test Date:2016-09-09

γ Range: 0 - 180DEG  
γ Interval: 1.0DEG  
Test System:EVERFINE GO-2000B\_V1 SYSTEM V2.0.265  
Humidity:65.0%  
Test Distance:6.590m [K=1.0000]  
Remarks:

### CU AND LUMINAIRE BUDGETARY ESTIMATE DIAGRAM

Test:U:226.5V I:0.1250A P:27.20W PF:0.9590 Lamp Flux:2549.55x1 lm		
NAME:	TYPE:	WEIGHT:
DIM.:	SPEC.:	SERIAL No.:
MFR.: Rayconn	SUR.:	PROTECTION ANGLE:

pcc	80%			70%			50%			30%			10%			0
pw	50%	30%	10%	50%	30%	10%	50%	30%	10%	50%	30%	10%	50%	30%	10%	0
pfc	20%			20%			20%			20%			20%			0
RCR	RCR:Room Cavity Ratio						Coefficients of Utilization(CU)									
0.0	1.18	1.18	1.18	1.15	1.15	1.15	1.10	1.10	1.10	1.04	1.04	1.04	.00	.00	.00	.97
1.0	1.12	1.10	1.08	1.09	1.08	1.06	1.05	1.04	1.02	1.01	.00	.99	.97	.96	.96	.94
2.0	1.06	1.03	1.00	1.04	1.01	.99	1.01	.99	.97	.98	.96	.94	.94	.93	.92	.90
3.0	1.01	.98	.95	.00	.96	.94	.97	.94	.92	.94	.92	.90	.92	.90	.89	.87
4.0	.97	.93	.90	.96	.92	.89	.94	.90	.88	.91	.89	.87	.89	.87	.86	.84
5.0	.93	.89	.86	.92	.88	.86	.91	.87	.85	.89	.86	.84	.87	.85	.83	.82
6.0	.90	.86	.83	.89	.85	.82	.88	.84	.82	.86	.83	.81	.85	.82	.80	.79
7.0	.87	.83	.80	.86	.82	.80	.85	.82	.79	.84	.81	.78	.83	.80	.78	.77
8.0	.84	.80	.77	.84	.80	.77	.83	.79	.77	.82	.78	.76	.81	.78	.76	.75
9.0	.82	.78	.75	.81	.77	.75	.80	.77	.74	.79	.76	.74	.79	.76	.74	.73
10.0	.80	.76	.73	.79	.75	.73	.78	.75	.72	.78	.74	.72	.77	.74	.72	.71



C Range: 0 - 360DEG  
C Interval: 15.0DEG  
Test Speed: HIGH  
Temperature:25.3DEG  
Operators:ZhangXiao  
Test Date:2016-09-09

γ Range: 0 - 180DEG  
γ Interval: 1.0DEG  
Test System:EVERFINE GO-2000B\_V1 SYSTEM V2.0.265  
Humidity:65.0%  
Test Distance:6.590m [K=1.0000]  
Remarks:

# WEC AND CCEC

Test:U:226.5V I:0.1250A P:27.20W PF:0.9590 Lamp Flux:2549.55x1 lm									
NAME:				TYPE:				WEIGHT:	
DIM.:				SPEC.:				SERIAL No.:	
MFR.: Rayconn				SUR.:				PROTECTION ANGLE:	

pcc	80%			70%			50%			30%			10%			0	
pw	50%	30%	10%	50%	30%	10%	50%	30%	10%	50%	30%	10%	50%	30%	10%	0	
pfc	20%			20%			20%			20%			20%			0	
RCR	RCR:Room Cavity Ratio						Wall Exitance Coefficients(WEC)										
0.0																	
1.0	.146	.083	.026	.138	.079	.025	.124	.071	.023	.111	.064	.021	.100	.058	.019		
2.0	.134	.074	.023	.128	.070	.022	.116	.065	.020	.106	.059	.019	.096	.054	.017		
3.0	.125	.066	.020	.119	.064	.019	.109	.059	.018	.100	.055	.017	.092	.051	.016		
4.0	.116	.060	.018	.112	.059	.017	.103	.055	.016	.096	.051	.015	.088	.048	.015		
5.0	.109	.056	.016	.105	.054	.016	.098	.051	.015	.091	.048	.014	.085	.045	.014		
6.0	.103	.052	.015	.100	.050	.014	.093	.048	.014	.087	.045	.013	.082	.043	.013		
7.0	.098	.048	.014	.095	.047	.013	.089	.045	.013	.084	.043	.012	.079	.041	.012		
8.0	.093	.045	.013	.090	.044	.013	.085	.043	.012	.080	.041	.012	.076	.039	.011		
9.0	.088	.043	.012	.086	.042	.012	.082	.040	.011	.077	.039	.011	.073	.037	.011		
10.0	.084	.040	.011	.082	.040	.011	.078	.038	.011	.074	.037	.011	.071	.036	.010		

pcc	80%			70%			50%			30%			10%			0	
pw	50%	30%	10%	50%	30%	10%	50%	30%	10%	50%	30%	10%	50%	30%	10%	0	
pfc	20%			20%			20%			20%			20%			0	
RCR	RCR:Room Cavity Ratio						Ceiling Cavity Exitance Coefficients(CCEC)										
0.0	.210	.210	.210	.180	.180	.180	.123	.123	.123	.071	.071	.071	.023	.023	.023		
1.0	.189	.178	.167	.162	.153	.144	.111	.105	.100	.064	.061	.058	.020	.020	.019		
2.0	.171	.153	.137	.147	.132	.119	.101	.091	.083	.058	.053	.049	.019	.017	.016		
3.0	.157	.134	.115	.134	.115	.100	.092	.080	.070	.053	.047	.041	.017	.015	.014		
4.0	.145	.118	.099	.124	.102	.086	.085	.071	.060	.049	.042	.036	.016	.014	.012		
5.0	.134	.106	.086	.115	.092	.075	.079	.064	.053	.046	.038	.031	.015	.012	.010		
6.0	.125	.096	.076	.108	.084	.066	.074	.058	.047	.043	.034	.028	.014	.011	.009		
7.0	.118	.088	.068	.101	.077	.059	.070	.054	.042	.041	.032	.025	.013	.010	.008		
8.0	.111	.082	.061	.096	.071	.053	.066	.050	.038	.039	.029	.023	.012	.010	.007		
9.0	.106	.076	.056	.091	.066	.049	.063	.046	.035	.037	.027	.021	.012	.009	.007		
10.0	.101	.071	.052	.087	.062	.045	.060	.044	.032	.035	.026	.019	.011	.008	.006		

C Range: 0 - 360DEG  
C Interval: 15.0DEG  
Test Speed: HIGH  
Temperature:25.3DEG  
Operators:ZhangXiao  
Test Date:2016-09-09

γ Range: 0 - 180DEG  
γ Interval: 1.0DEG  
Test System:EVERFINE GO-2000B\_V1 SYSTEM V2.0.265  
Humidity:65.0%  
Test Distance:6.590m [K=1.0000]  
Remarks:

### Uncorrected UGR Table

Test:U:226.5V I:0.1250A P:27.20W PF:0.9590 Lamp Flux:2549.55x1 lm											
NAME:					TYPE:			WEIGHT:			
DIM.:					SPEC.:			SERIAL No.:			
MFR.: Rayconn					SUR.:			PROTECTION ANGLE:			
ceiling/cavity	0.7	0.7	0.5	0.5	0.3	0.7	0.7	0.5	0.5	0.3	
walls	0.5	0.3	0.5	0.3	0.3	0.5	0.3	0.5	0.3	0.3	
working plane	0.2	0.2	0.2	0.2	0.2	0.2	0.2	0.2	0.2	0.2	
Room dimensions		Viewed crosswise					Viewed endwise				
x = 2H y = 2H		13.3	14.0	13.6	14.2	14.4	13.5	14.2	13.7	14.4	14.5
	3H	13.4	14.0	13.7	14.3	14.5	13.6	14.2	13.9	14.5	14.7
	4H	13.6	14.1	13.9	14.4	14.7	13.7	14.3	14.0	14.6	14.8
	6H	13.8	14.4	14.2	14.7	14.9	14.0	14.5	14.3	14.8	15.1
	8H	14.1	14.6	14.4	14.9	15.2	14.2	14.7	14.5	15.0	15.3
	12H	14.4	14.9	14.7	15.2	15.5	14.5	15.0	14.8	15.3	15.6
4H	2H	13.2	13.8	13.5	14.0	14.3	13.4	13.9	13.7	14.2	14.5
	3H	13.4	13.9	13.7	14.2	14.5	13.6	14.1	13.9	14.4	14.7
	4H	13.6	14.1	14.0	14.4	14.8	13.8	14.3	14.2	14.6	14.9
	6H	14.1	14.5	14.5	14.9	15.3	14.2	14.6	14.6	15.0	15.4
	8H	14.5	14.9	14.9	15.3	15.7	14.6	15.0	15.0	15.4	15.8
	12H	15.0	15.4	15.4	15.8	16.2	15.0	15.4	15.5	15.8	16.3
8H	4H	13.7	14.1	14.1	14.5	14.9	13.8	14.2	14.3	14.6	15.0
	6H	14.4	14.7	14.8	15.1	15.6	14.5	14.8	14.9	15.2	15.7
	8H	14.9	15.2	15.4	15.7	16.2	15.0	15.3	15.5	15.7	16.2
	12H	15.7	15.9	16.2	16.4	16.9	15.7	15.9	16.2	16.4	17.0
12H	4H	13.7	14.1	14.1	14.5	14.9	13.8	14.2	14.3	14.6	15.0
	6H	14.5	14.8	15.0	15.2	15.7	14.6	14.8	15.0	15.3	15.8
	8H	15.1	15.4	15.6	15.8	16.4	15.2	15.4	15.7	15.9	16.4
Variations with the observer position at spacings:											
S = 1.0H	+ 0.8 / - 0.5					+ 0.7 / - 0.5					
1.5H	+ 1.7 / - 0.4					+ 1.7 / - 0.4					
2.0H	+ 0.4 / - 0.3					+ 0.3 / - 0.3					

CIE Pub.117 Corrected 2550 lm Total Lamp Luminous Flux.(8log(F/F0) = 3.3)

C Range: 0 - 360DEG  
C Interval: 15.0DEG  
Test Speed: HIGH  
Temperature:25.3DEG  
Operators:ZhangXiao  
Test Date:2016-09-09

γ Range: 0 - 180DEG  
γ Interval: 1.0DEG  
Test System:EVERFINE GO-2000B\_V1 SYSTEM V2.0.265  
Humidity:65.0%  
Test Distance:6.590m [K=1.0000]  
Remarks:

### UTILIZATION FACTORS TABLE

Test:U:226.5V I:0.1250A P:27.20W PF:0.9590 Lamp Flux:2549.55x1 lm		
NAME:	TYPE:	WEIGHT:
DIM.:	SPEC.:	SERIAL No.:
MFR.: Rayconn	SUR.:	PROTECTION ANGLE:

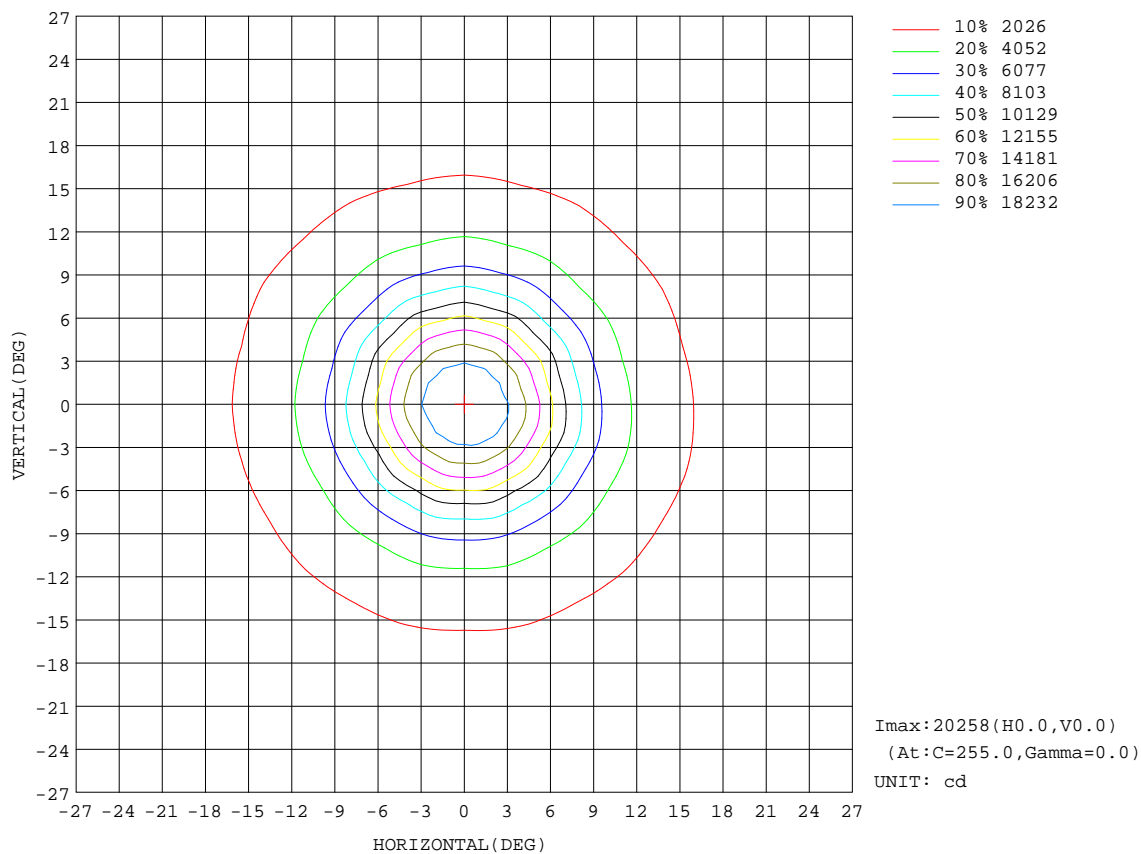
REFLECTANCE										
Ceiling	0.8	0.8	0.8	0.7	0.7	0.7	0.5	0.5	0.5	0
Walls	0.7	0.5	0.3	0.7	0.5	0.3	0.7	0.5	0.3	0
Working plane	0.2	0.2	0.2	0.2	0.2	0.2	0.2	0.2	0.2	0
ROOM INDEX	UTILIZATION FACTORS(PERCENT) $k(RI) \times RCR = 5$									
$k = 0.60$	89	83	79	88	83	79	87	82	79	76
0.80	96	90	87	95	90	87	94	89	86	83
1.00	100	94	91	99	94	91	97	93	90	86
1.25	103	98	95	102	98	95	100	96	94	89
1.50	106	101	98	104	100	97	102	99	96	91
2.00	108	104	101	107	103	100	104	101	98	93
2.50	110	106	103	108	105	102	105	102	100	93
3.00	111	108	105	109	106	104	106	103	101	94
4.00	113	111	108	111	109	107	107	105	104	96
5.00	115	112	111	112	110	109	108	106	105	97
ROOM INDEX	UF(total)									Direct
According to DIN EN 13032-2 2004			Suspended					SHRNOM = 1.25		

C Range: 0 - 360DEG  
C Interval: 15.0DEG  
Test Speed: HIGH  
Temperature:25.3DEG  
Operators:ZhangXiao  
Test Date:2016-09-09

$\gamma$  Range: 0 - 180DEG  
 $\gamma$  Interval: 1.0DEG  
 $\gamma$  Test System:EVERFINE GO-2000B\_V1 SYSTEM V2.0.265  
Humidity:65.0%  
Test Distance:6.590m [K=1.0000]  
Remarks:

### ISOCANDELA DIAGRAM

Test:U:226.5V I:0.1250A P:27.20W PF:0.9590 Lamp Flux:2549.55x1 lm		
NAME:	TYPE:	WEIGHT:
DIM.:	SPEC.:	SERIAL No.:
MFR.: Rayconn	SUR.:	PROTECTION ANGLE:



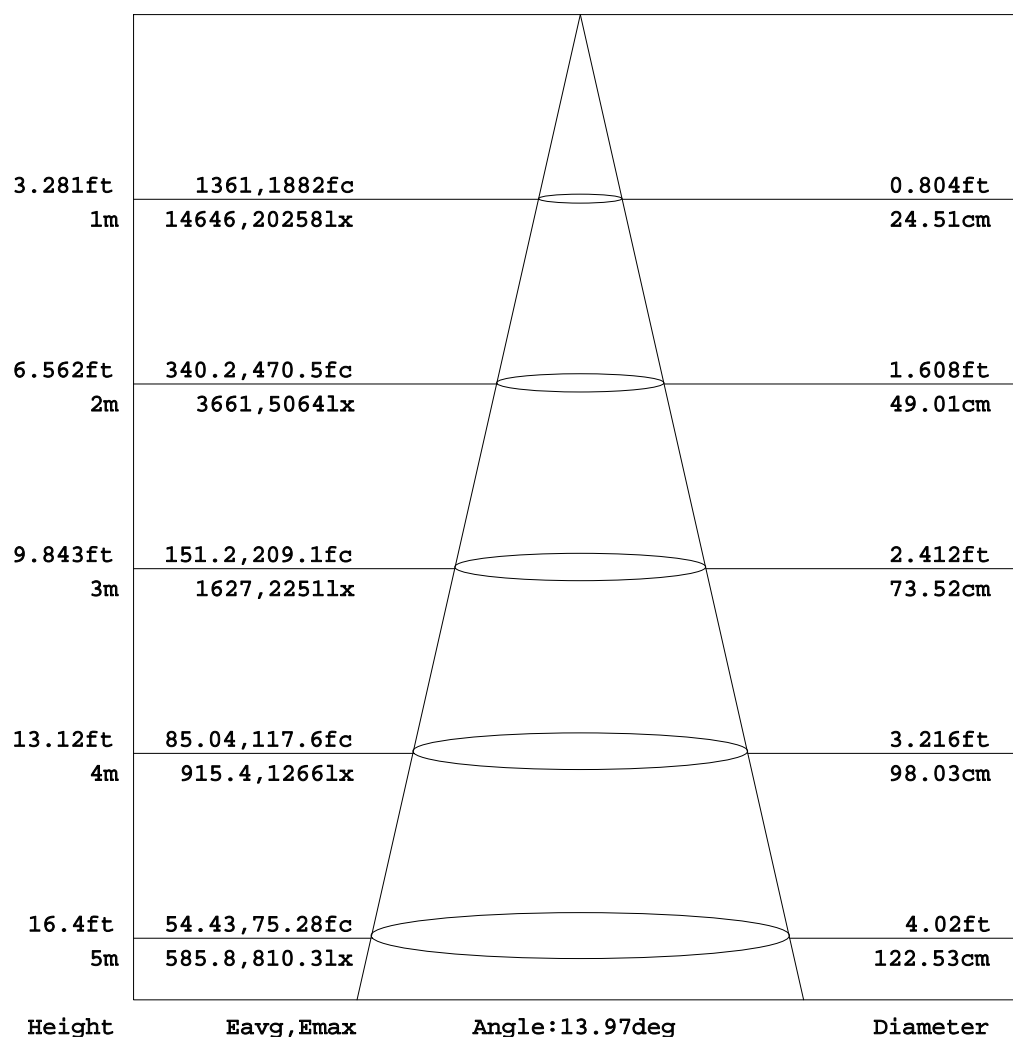
C Range: 0 - 360DEG  
C Interval: 15.0DEG  
Test Speed: HIGH  
Temperature: 25.3DEG  
Operators: ZhangXiao  
Test Date: 2016-09-09

γ Range: 0 - 180DEG  
γ Interval: 1.0DEG  
Test System: EVERFINE GO-2000B\_V1 SYSTEM V2.0.265  
Humidity: 65.0%  
Test Distance: 6.590m [K=1.0000]  
Remarks:

### AAI Figure

Test:U:226.5V I:0.1250A P:27.20W PF:0.9590 Lamp Flux:2549.55x1 lm		
NAME:	TYPE:	WEIGHT:
DIM.:	SPEC.:	SERIAL No.:
MFR.: Rayconn	SUR.:	PROTECTION ANGLE:

Flux out:693.7 lm



Note:The Curves indicate the illuminated area and the average illumination when the luminaire is at different distance.

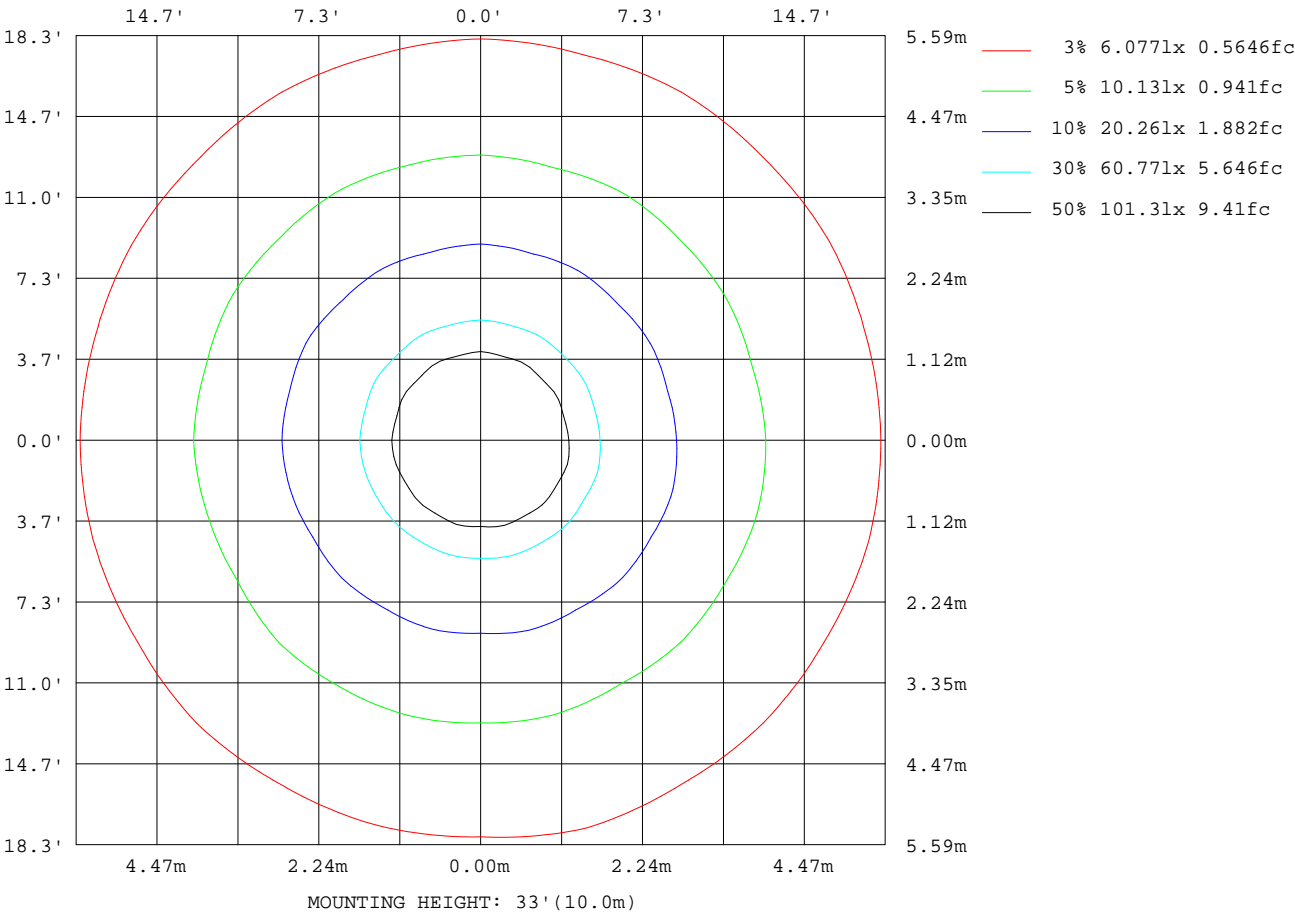
C Range: 0 - 360DEG  
C Interval: 15.0DEG  
Test Speed: HIGH  
Temperature:25.3DEG  
Operators:ZhangXiao  
Test Date:2016-09-09

γ Range: 0 - 180DEG  
γ Interval: 1.0DEG  
Test System:EVERFINE GO-2000B\_V1 SYSTEM V2.0.265  
Humidity:65.0%  
Test Distance:6.590m [K=1.0000]  
Remarks:



ISOLUX DIAGRAM

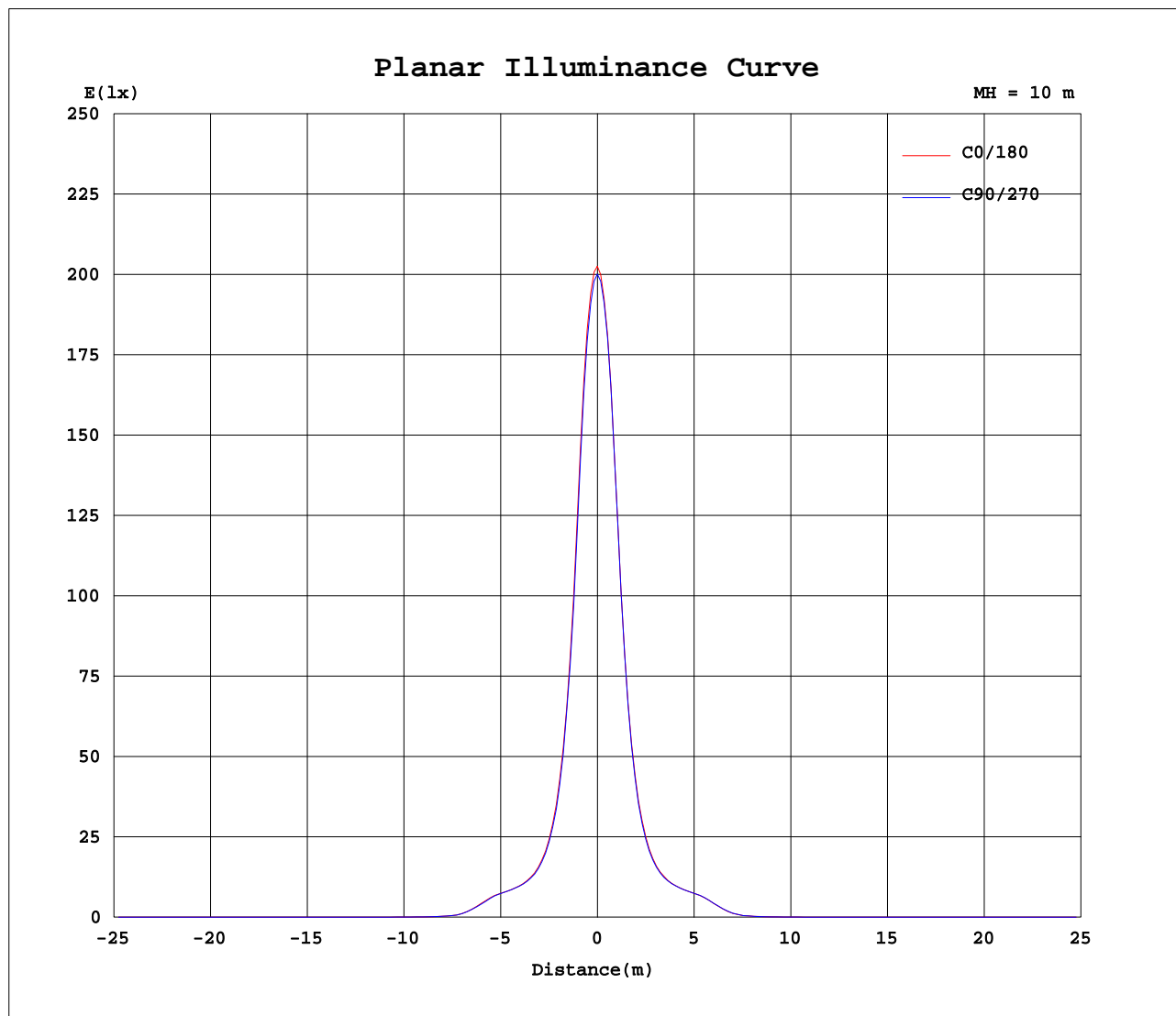
Test:U:226.5V I:0.1250A P:27.20W PF:0.9590 Lamp Flux:2549.55x1 lm		
NAME:	TYPE:	WEIGHT:
DIM.:	SPEC.:	SERIAL No.:
MFR.: Rayconn	SUR.:	PROTECTION ANGLE:



C Range: 0 - 360DEG  
C Interval: 15.0DEG  
Test Speed: HIGH  
Temperature: 25.3DEG  
Operators: ZhangXiao  
Test Date: 2016-09-09

γ Range: 0 - 180DEG  
γ Interval: 1.0DEG  
Test System: EVERFINE GO-2000B\_V1 SYSTEM V2.0.265  
Humidity: 65.0%  
Test Distance: 6.590m [K=1.0000]  
Remarks:

## Planar Illuminance Curve



C Range: 0 - 360DEG  
C Interval: 15.0DEG  
Test Speed: HIGH  
Temperature: 25.3DEG  
Operators: ZhangXiao  
Test Date: 2016-09-09

$\gamma$  Range: 0 - 180DEG  
 $\gamma$  Interval: 1.0DEG  
Test System: EVERFINE GO-2000B\_V1 SYSTEM V2.0.265  
Humidity: 65.0%  
Test Distance: 6.590m [K=1.0000]  
Remarks:

# LUMINOUS DISTRIBUTION INTENSITY DATA

Test:U:226.5V I:0.1250A P:27.20W PF:0.9590 Lamp Flux:2549.55x1 lm																			
NAME:										TYPE:					WEIGHT:				
DIM.:										SPEC.:					SERIAL No.:				
MFR.: Rayconn										SUR.:					PROTECTION ANGLE:				

Table--1

UNIT: ×10cd

C(DEG) γ (DEG)	0	15	30	45	60	75	90	105	120	135	150	165	180	195	210	225	240	255	270
0	2005	2005	2005	2005	2005	2005	2005	2005	2005	2005	2005	2005	2005	2005	2005	2005	2005	2005	2005
5	1462	1474	1459	1469	1456	1459	1441	1446	1428	1441	1430	1448	1441	1430	1450	1437	1456	1442	1456
10	547	563	549	560	542	551	533	545	532	549	539	558	561	543	567	546	564	539	559
15	227	234	228	233	225	230	222	228	223	230	224	232	234	230	239	230	233	225	230
20	136	137	135	136	134	136	135	137	136	138	135	137	137	136	139	137	138	136	137
25	108	108	108	108	108	109	109	109	109	109	107	108	109	108	108	108	109	109	109
30	79.2	79.9	77.8	79.5	78.8	81.7	76.8	79.2	78.3	81.5	79.7	81.5	80.2	78.5	79.7	78.3	80.7	78.7	81.2
35	20.7	21.2	20.3	22.5	22.3	24.1	20.3	21.9	20.5	22.4	21.2	22.7	21.6	20.6	22.1	21.3	22.9	21.5	22.9
40	4.75	4.73	4.64	4.98	4.79	4.88	4.77	5.01	4.71	4.98	4.87	5.12	5.03	4.87	5.00	4.67	4.68	4.52	4.94
45	1.69	1.75	1.72	1.82	1.79	1.84	1.78	1.80	1.67	1.78	1.80	1.87	1.84	1.85	1.85	1.73	1.72	1.66	1.75
50	1.03	1.04	1.06	1.08	1.07	1.09	1.11	1.08	1.03	1.05	1.11	1.14	1.09	1.12	1.12	1.12	1.07	1.03	1.01
55	0.92	0.93	0.94	0.94	0.94	0.95	0.97	0.96	0.95	0.94	0.96	0.98	0.94	0.97	0.99	1.00	0.97	0.92	0.90
60	0.97	0.98	0.9982	1.00	1.00	0.99	1.02	1.02	1.06	0.99	0.99	1.01	0.97	1.01	1.02	1.02	0.98	0.96	0.96
65	1.04	1.04	1.08	1.09	1.08	1.06	1.08	1.09	1.10	1.06	1.04	1.03	0.9900	0.9948	1.01	1.02	1.00	1.00	1.01
70	0.86	0.86	0.87	0.88	0.87	0.86	0.87	0.88	0.87	0.86	0.85	0.86	0.83	0.83	0.84	0.83	0.83	0.83	0.84
75	0.76	0.76	0.76	0.76	0.76	0.76	0.77	0.77	0.76	0.75	0.76	0.76	0.74	0.75	0.75	0.76	0.75	0.75	0.75
80	0.72	0.72	0.72	0.72	0.72	0.72	0.72	0.73	0.72	0.72	0.72	0.72	0.71	0.72	0.71	0.72	0.71	0.71	0.71
85	0.64	0.66	0.65	0.64	0.64	0.64	0.64	0.64	0.64	0.64	0.64	0.64	0.66	0.68	0.66	0.67	0.66	0.67	0.67
90	0.51	0.53	0.52	0.51	0.50	0.51	0.51	0.51	0.51	0.51	0.51	0.51	0.60	0.65	0.61	0.61	0.60	0.61	0.60
95	0.41	0.43	0.43	0.41	0.41	0.41	0.41	0.41	0.41	0.41	0.41	0.41	0.61	0.65	0.62	0.62	0.61	0.61	0.61
100	0.36	0.37	0.37	0.36	0.36	0.36	0.36	0.36	0.36	0.36	0.36	0.36	0.62	0.64	0.62	0.62	0.62	0.62	0.62
105	0.42	0.42	0.43	0.42	0.42	0.42	0.43	0.42	0.42	0.42	0.42	0.42	0.64	0.65	0.64	0.64	0.64	0.65	0.64
110	0.53	0.52	0.52	0.52	0.53	0.52	0.53	0.52	0.53	0.52	0.53	0.52	0.68	0.68	0.68	0.68	0.68	0.68	0.68
115	0.60	0.60	0.60	0.60	0.60	0.60	0.60	0.60	0.60	0.60	0.60	0.60	0.73	0.73	0.73	0.73	0.72	0.73	0.73
120	0.67	0.67	0.67	0.67	0.67	0.67	0.67	0.67	0.68	0.67	0.67	0.67	0.80	0.80	0.80	0.80	0.80	0.80	0.80
125	0.81	0.80	0.81	0.80	0.81	0.80	0.81	0.80	0.81	0.80	0.81	0.80	0.93	0.93	0.92	0.93	0.92	0.93	0.92
130	1.08	1.07	1.08	1.07	1.08	1.07	1.08	1.07	1.08	1.07	1.08	1.07	1.16	1.17	1.16	1.17	1.16	1.17	1.16
135	1.44	1.43	1.44	1.43	1.44	1.43	1.45	1.43	1.44	1.43	1.44	1.43	1.48	1.49	1.48	1.49	1.48	1.49	1.48
140	1.73	1.73	1.73	1.72	1.73	1.73	1.74	1.73	1.73	1.72	1.73	1.73	1.75	1.76	1.75	1.77	1.76	1.76	1.75
145	1.90	1.94	1.91	1.90	1.90	1.93	1.95	1.90	1.90	1.90	1.92	1.93	1.93	1.93	1.93	1.98	1.97	1.93	1.93
150	2.01	2.03	2.01	2.00	2.01	2.02	2.03	2.01	2.01	2.01	2.01	2.01	2.04	2.04	2.04	2.05	2.05	2.04	2.04
155	2.08	2.08	2.08	2.08	2.08	2.08	2.08	2.08	2.08	2.08	2.08	2.08	2.10	2.10	2.10	2.10	2.10	2.10	2.10
160	2.13	2.13	2.13	2.13	2.13	2.13	2.13	2.13	2.13	2.13	2.14	2.13	2.15	2.14	2.15	2.15	2.15	2.15	2.15
165	2.18	2.18	2.18	2.18	2.18	2.18	2.18	2.18	2.18	2.18	2.18	2.18	2.19	2.19	2.19	2.19	2.19	2.19	2.19
170	2.16	2.17	2.16	2.17	2.17	2.17	2.17	2.17	2.17	2.17	2.17	2.17	2.19	2.18	2.18	2.18	2.18	2.18	2.18
175	2.04	2.04	2.04	2.04	2.04	2.04	2.04	2.05	2.04	2.04	2.04	2.04	2.08	2.07	2.08	2.07	2.08	2.07	2.08
180	1.97	1.98	1.98	1.98	1.98	1.98	1.98	1.98	1.98	1.98	1.98	1.98	1.98	1.98	1.98	1.98	1.98	1.98	1.98

C Range: 0 - 360DEG  
C Interval: 15.0DEG  
Test Speed: HIGH  
Temperature:25.3DEG  
Operators:ZhangXiao  
Test Date:2016-09-09

γ Range: 0 - 180DEG  
γ Interval: 1.0DEG  
Test System:EVERFINE GO-2000B\_V1 SYSTEM V2.0.265  
Humidity:65.0%  
Test Distance:6.590m [K=1.0000]  
Remarks:

# LUMINOUS DISTRIBUTION INTENSITY DATA

Test:U:226.5V I:0.1250A P:27.20W PF:0.9590 Lamp Flux:2549.55x1 lm		
NAME:	TYPE:	WEIGHT:
DIM.:	SPEC.:	SERIAL No.:
MFR.: Rayconn	SUR.:	PROTECTION ANGLE:

Table--2

UNIT: x10cd

C(DEC) γ (DEC)	285	300	315	330	345														
0	2005	2005	2005	2005	2005														
5	1441	1457	1442	1458	1440														
10	536	556	532	554	533														
15	223	229	223	229	224														
20	135	137	136	137	135														
25	108	110	109	109	108														
30	79.5	81.5	80.0	81.9	79.9														
35	21.6	21.9	20.4	21.7	20.3														
40	4.85	4.77	4.54	4.82	4.74														
45	1.69	1.68	1.64	1.72	1.68														
50	1.00	0.97	0.99	1.01	1.00														
55	0.89	0.88	0.89	0.89	0.89														
60	0.95	0.93	0.94	0.94	0.94														
65	1.01	1.00	1.00	1.00	1.01														
70	0.84	0.84	0.83	0.85	0.85														
75	0.75	0.75	0.75	0.75	0.75														
80	0.71	0.71	0.71	0.71	0.72														
85	0.67	0.67	0.67	0.67	0.67														
90	0.61	0.61	0.61	0.61	0.61														
95	0.61	0.61	0.61	0.61	0.61														
100	0.62	0.62	0.62	0.62	0.62														
105	0.65	0.65	0.65	0.65	0.65														
110	0.68	0.68	0.68	0.68	0.68														
115	0.73	0.73	0.73	0.73	0.73														
120	0.80	0.80	0.80	0.80	0.80														
125	0.93	0.92	0.93	0.93	0.93														
130	1.17	1.16	1.17	1.16	1.17														
135	1.49	1.48	1.49	1.48	1.49														
140	1.76	1.76	1.76	1.75	1.76														
145	1.94	1.98	1.95	1.93	1.93														
150	2.04	2.06	2.05	2.04	2.04														
155	2.10	2.11	2.11	2.10	2.10														
160	2.15	2.15	2.15	2.15	2.15														
165	2.19	2.19	2.19	2.19	2.19														
170	2.18	2.19	2.18	2.18	2.18														
175	2.08	2.08	2.08	2.08	2.08														
180	1.98	1.98	1.98	1.98	1.98														

C Range: 0 - 360DEG  
C Interval: 15.0DEG  
Test Speed: HIGH  
Temperature:25.3DEG  
Operators:ZhangXiao  
Test Date:2016-09-09

γ Range: 0 - 180DEG  
γ Interval: 1.0DEG  
γ Test System:EVERFINE GO-2000B\_V1 SYSTEM V2.0.265  
Humidity:65.0%  
Test Distance:6.590m [K=1.0000]  
Remarks: