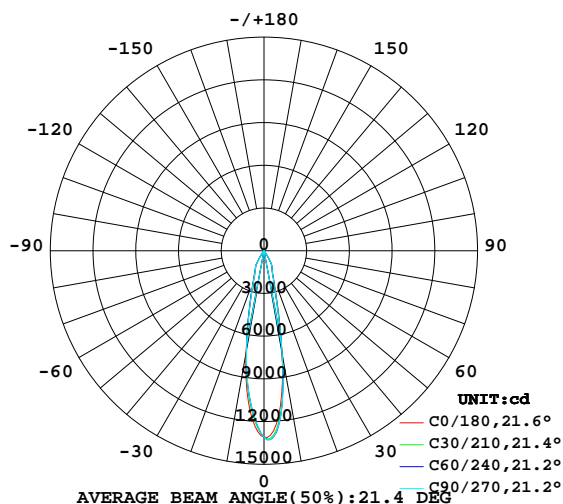


LUMINAIRE PHOTOMETRIC TEST REPORT

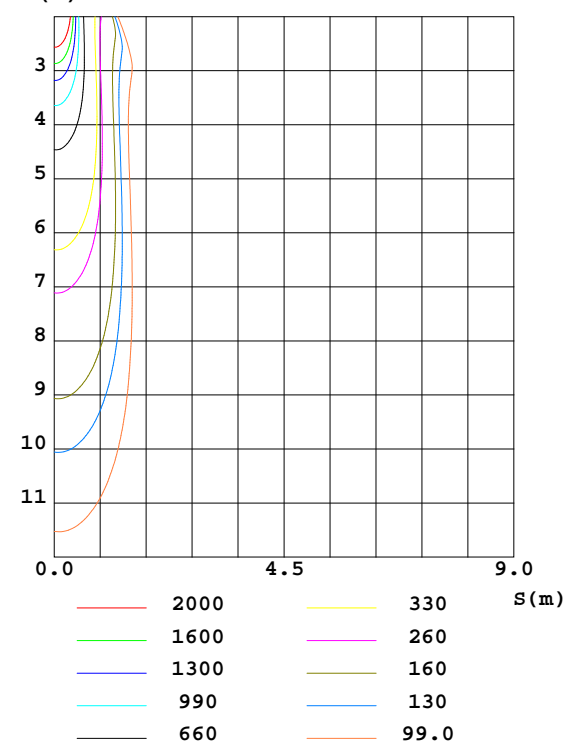
Test:U:226.6V I:0.1260A P:27.60W PF:0.9600 Lamp Flux:3032.32x1 lm		
NAME:	TYPE:	WEIGHT:
DIM.:	SPEC.:	SERIAL No.:
MFR.: Rayconn	SUR.:	PROTECTION ANGLE:

DATA OF LAMP		PHOTOMETRIC DATA Eff: 109.87 lm/W			
MODEL	DL18-28W-840-W-20	Imax(cd)	13324	S/MH(C0/180)	0.37
NOMINAL POWER(W)	28	LOR(%)	100.0	S/MH(C90/270)	0.36
RATED VOLTAGE(V)	226	TOTAL FLUX(lm)	3032.3	η UP,DN(C0-180)	1.3,48.4
NOMINAL FLUX(lm)	3032.32	CIE CLASS	DIRECT	η UP,DN(C180-360)	1.4,49.0
LAMPS INSIDE	1	η up(%)	2.6	CIBSE SHR NOM	0.00
TEST VOLTAGE(V)	226.6	η down(%)	97.4	CIBSE SHR MAX	1.00

LUMINOUS INTENSITY DISTRIBUTION DIAGRAM



C0 PLANE ISOLUX DIAGRAM (UNIT:lx)



C Range: 0 - 360DEG
C Interval: 15.0DEG
Test Speed: HIGH
Temperature:25.3DEG
Operators:ZhangXiao
Test Date:2016-08-16

γ Range: 0 - 180DEG
γ Interval: 1.0DEG
Test System:EVERFINE GO-2000B_V1 SYSTEM V2.0.265
Humidity:65.0%
Test Distance:6.590m [K=1.0000]
Remarks:

ZONAL FLUX DIAGRAM

ZONAL FLUX DIAGRAM:

γ	C0	C45	C90	C135	C180	C225	C270	C315	γ	Φ zone	Φ total	%lum, lamp
10	731.4	754.6	735.5	755.1	728.6	700.4	708.5	703.7	0- 10	960.2	960.2	31.7,31.7
20	189.4	184.9	181.8	193.5	202.7	213.5	212.6	192.8	10- 20	1026	1986	65.5,65.5
30	92.72	93.03	92.34	98.29	101.5	101.3	104.8	95.70	20- 30	650.4	2637	87,87
40	7.720	7.990	7.520	8.246	8.433	8.884	8.785	7.959	30- 40	224.3	2861	94.4,94.4
50	2.738	2.736	2.653	2.778	2.690	2.868	2.862	2.707	40- 50	35.78	2897	95.5,95.5
60	1.760	1.788	1.767	1.823	1.745	1.777	1.772	1.739	50- 60	19.30	2916	96.2,96.2
70	1.320	1.344	1.329	1.360	1.311	1.325	1.322	1.308	60- 70	15.35	2932	96.7,96.7
80	0.9275	0.9298	0.9148	0.9437	0.9351	0.9517	0.9479	0.9544	70- 80	11.85	2943	97.1,97.1
90	0.5980	0.5963	0.5933	0.6311	0.7213	0.7195	0.7161	0.8113	80- 90	8.702	2952	97.4,97.4
100	0.4857	0.4838	0.4824	0.4976	0.7432	0.7437	0.7397	0.7597	90-100	6.946	2959	97.6,97.6
110	0.6341	0.6308	0.6306	0.6258	0.8160	0.8179	0.8137	0.8242	100-110	6.955	2966	97.8,97.8
120	0.8672	0.8680	0.8684	0.8531	0.9815	0.9812	0.9754	0.9938	110-120	8.077	2974	98.1,98.1
130	1.353	1.346	1.348	1.331	1.415	1.422	1.413	1.439	120-130	10.03	2984	98.4,98.4
140	2.008	2.011	2.014	1.998	2.021	2.025	2.017	2.049	130-140	13.17	2997	98.8,98.8
150	2.373	2.379	2.376	2.374	2.394	2.399	2.391	2.418	140-150	13.96	3011	99.3,99.3
160	2.519	2.521	2.522	2.526	2.535	2.546	2.539	2.552	150-160	11.42	3023	99.7,99.7
170	2.510	2.518	2.521	2.531	2.543	2.556	2.561	2.563	160-170	7.245	3030	99.9,99.9
180	2.423	2.430	2.418	2.424	2.423	2.430	2.418	2.424	170-180	2.368	3032	100,100
DEG	LUMINOUS INTENSITY:×10cd									UNIT:lm		

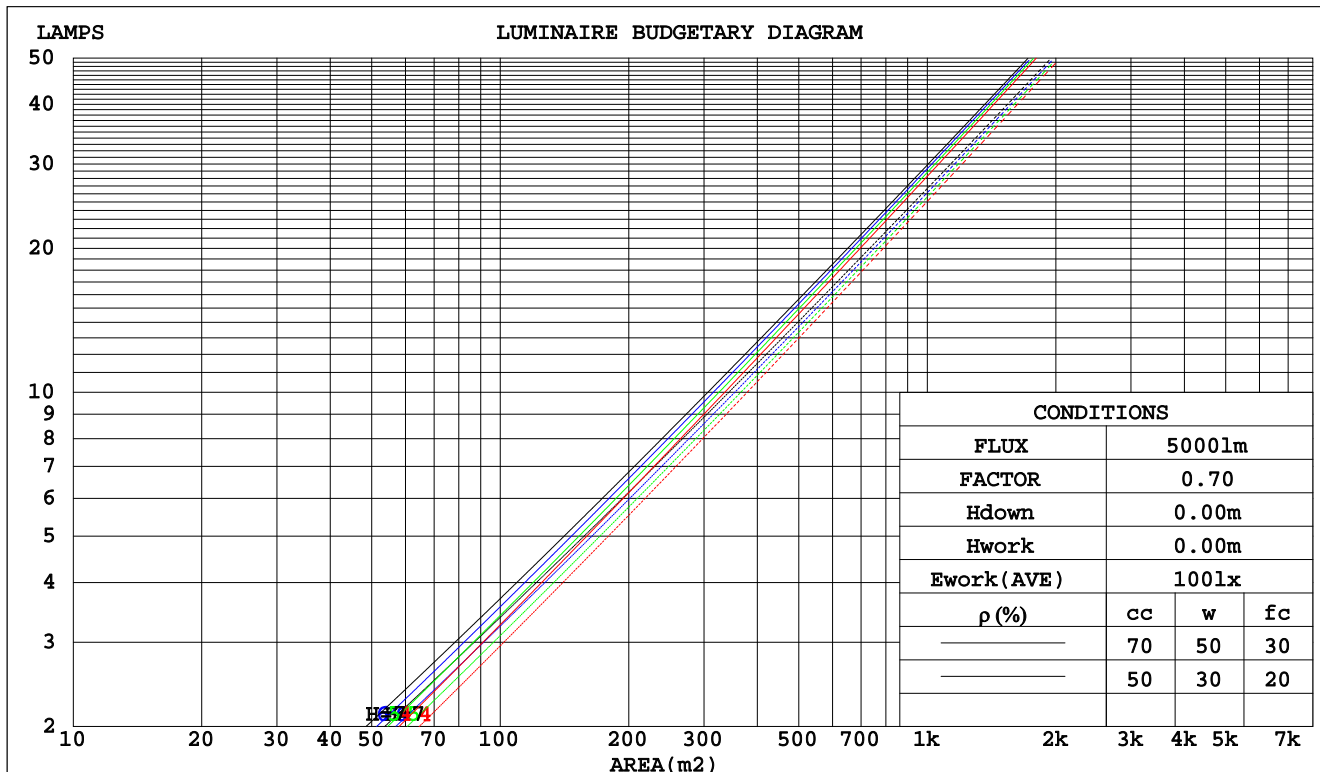
C Range: 0 - 360DEG
C Interval: 15.0DEG
Test Speed: HIGH
Temperature:25.3DEG
Operators:ZhangXiao
Test Date:2016-08-16

γ Range: 0 - 180DEG
γ Interval: 1.0DEG
Test System:EVERFINE GO-2000B_V1 SYSTEM V2.0.265
Humidity:65.0%
Test Distance:6.590m [K=1.0000]
Remarks:

CU AND LUMINAIRE BUDGETARY ESTIMATE DIAGRAM

Test:U:226.6V I:0.1260A P:27.60W PF:0.9600 Lamp Flux:3032.32x1 lm		
NAME:	TYPE:	WEIGHT:
DIM.:	SPEC.:	SERIAL No.:
MFR.: Rayconn	SUR.:	PROTECTION ANGLE:

pcc	80%			70%			50%			30%			10%			0
pw	50%	30%	10%	50%	30%	10%	50%	30%	10%	50%	30%	10%	50%	30%	10%	0
pfc	20%			20%			20%			20%			20%			0
RCR	Coefficients of Utilization(CU)															
0.0	1.18	1.18	1.18	1.15	1.15	1.15	1.10	1.10	1.10	1.04	1.04	1.04	.00	.00	.00	.97
1.0	1.11	1.09	1.07	1.09	1.07	1.05	1.04	1.03	1.02	1.00	.99	.98	.97	.96	.95	.93
2.0	1.05	1.02	.99	1.03	1.00	.98	.00	.97	.95	.97	.95	.93	.94	.92	.91	.89
3.0	1.00	.96	.93	.99	.95	.92	.96	.93	.90	.93	.91	.88	.91	.89	.87	.85
4.0	.95	.91	.88	.94	.90	.87	.92	.88	.86	.90	.87	.85	.88	.85	.83	.82
5.0	.91	.87	.83	.90	.86	.83	.88	.85	.82	.87	.83	.81	.85	.82	.80	.79
6.0	.88	.83	.80	.87	.82	.79	.85	.81	.79	.84	.80	.78	.82	.79	.77	.76
7.0	.84	.80	.76	.84	.79	.76	.82	.78	.76	.81	.78	.75	.80	.77	.74	.73
8.0	.81	.77	.73	.81	.76	.73	.79	.76	.73	.78	.75	.72	.77	.74	.72	.71
9.0	.78	.74	.71	.78	.74	.71	.77	.73	.70	.76	.72	.70	.75	.72	.70	.69
10.0	.76	.71	.69	.75	.71	.68	.75	.71	.68	.74	.70	.68	.73	.70	.68	.66



C Range: 0 - 360DEG
C Interval: 15.0DEG
Test Speed: HIGH
Temperature:25.3DEG
Operators:ZhangXiao
Test Date:2016-08-16

γ Range: 0 - 180DEG
γ Interval: 1.0DEG
Test System:EVERFINE GO-2000B_V1 SYSTEM V2.0.265
Humidity:65.0%
Test Distance:6.590m [K=1.0000]
Remarks:

WEC AND CCEC

Test:U:226.6V I:0.1260A P:27.60W PF:0.9600 Lamp Flux:3032.32x1 lm								
NAME:			TYPE:			WEIGHT:		
DIM.:			SPEC.:			SERIAL No.:		
MFR.: Rayconn			SUR.:			PROTECTION ANGLE:		

pcc	80%			70%			50%			30%			10%			0
pw	50%	30%	10%	50%	30%	10%	50%	30%	10%	50%	30%	10%	50%	30%	10%	0
pfc	20%			20%			20%			20%			20%			0
RCR	RCR:Room Cavity Ratio						Wall Exitance Coefficients(WEC)									
0.0																
1.0	.154	.088	.028	.146	.084	.027	.132	.076	.024	.120	.069	.022	.108	.062	.020	
2.0	.143	.078	.024	.136	.075	.023	.125	.069	.022	.114	.064	.020	.104	.059	.019	
3.0	.133	.071	.021	.128	.068	.021	.118	.064	.019	.108	.059	.018	.100	.055	.017	
4.0	.125	.065	.019	.120	.063	.019	.112	.059	.018	.104	.056	.017	.096	.052	.016	
5.0	.117	.060	.017	.113	.058	.017	.106	.055	.016	.099	.052	.016	.093	.049	.015	
6.0	.111	.056	.016	.108	.054	.016	.101	.052	.015	.095	.049	.015	.089	.047	.014	
7.0	.105	.052	.015	.102	.051	.015	.097	.049	.014	.091	.047	.014	.086	.045	.013	
8.0	.100	.049	.014	.098	.048	.014	.092	.046	.013	.088	.044	.013	.083	.043	.012	
9.0	.096	.046	.013	.093	.046	.013	.089	.044	.012	.084	.042	.012	.080	.041	.012	
10.0	.092	.044	.012	.089	.043	.012	.085	.042	.012	.081	.040	.011	.078	.039	.011	

pcc	80%			70%			50%			30%			10%			0
pw	50%	30%	10%	50%	30%	10%	50%	30%	10%	50%	30%	10%	50%	30%	10%	0
pfc	20%			20%			20%			20%			20%			0
RCR	RCR:Room Cavity Ratio						Ceiling Cavity Exitance Coefficients(CCEC)									
0.0	.211	.211	.211	.180	.180	.180	.123	.123	.123	.071	.071	.071	.023	.023	.023	
1.0	.190	.178	.167	.162	.153	.144	.111	.105	.099	.064	.061	.058	.020	.020	.019	
2.0	.173	.153	.137	.148	.132	.118	.101	.091	.082	.058	.053	.048	.019	.017	.016	
3.0	.159	.134	.114	.136	.116	.099	.093	.080	.069	.054	.047	.041	.017	.015	.013	
4.0	.147	.119	.098	.126	.103	.085	.087	.072	.060	.050	.042	.035	.016	.014	.012	
5.0	.137	.107	.085	.117	.092	.074	.081	.065	.052	.047	.038	.031	.015	.012	.010	
6.0	.128	.097	.075	.110	.084	.065	.076	.059	.046	.044	.035	.027	.014	.011	.009	
7.0	.121	.089	.067	.104	.077	.058	.072	.054	.041	.042	.032	.025	.013	.010	.008	
8.0	.115	.083	.060	.099	.072	.053	.068	.050	.037	.040	.030	.022	.013	.010	.007	
9.0	.109	.077	.055	.094	.067	.048	.065	.047	.034	.038	.028	.020	.012	.009	.007	
10.0	.104	.072	.051	.090	.063	.045	.062	.044	.032	.036	.026	.019	.012	.009	.006	

C Range: 0 - 360DEG
C Interval: 15.0DEG
Test Speed: HIGH
Temperature:25.3DEG
Operators:ZhangXiao
Test Date:2016-08-16

γ Range: 0 - 180DEG
γ Interval: 1.0DEG
Test System:EVERFINE GO-2000B_V1 SYSTEM V2.0.265
Humidity:65.0%
Test Distance:6.590m [K=1.0000]
Remarks:

Uncorrected UGR Table

Test:U:226.6V I:0.1260A P:27.60W PF:0.9600 Lamp Flux:3032.32x1 lm											
NAME:					TYPE:			WEIGHT:			
DIM.:					SPEC.:			SERIAL No.:			
MFR.: Rayconn					SUR.:			PROTECTION ANGLE:			
ceiling/cavity	0.7	0.7	0.5	0.5	0.3	0.7	0.7	0.5	0.5	0.3	
walls	0.5	0.3	0.5	0.3	0.3	0.5	0.3	0.5	0.3	0.3	
working plane	0.2	0.2	0.2	0.2	0.2	0.2	0.2	0.2	0.2	0.2	
Room dimensions		Viewed crosswise					Viewed endwise				
x = 2H y = 2H		14.2	14.9	14.5	15.1	15.3	14.0	14.8	14.3	14.9	15.1
	3H	14.5	15.1	14.7	15.4	15.6	14.3	15.0	14.6	15.2	15.4
	4H	14.7	15.3	15.0	15.5	15.8	14.5	15.1	14.8	15.4	15.6
	6H	15.0	15.6	15.3	15.8	16.1	14.8	15.4	15.1	15.7	16.0
	8H	15.2	15.7	15.5	16.0	16.3	15.0	15.6	15.4	15.9	16.2
	12H	15.4	16.0	15.8	16.3	16.6	15.3	15.8	15.6	16.2	16.5
4H	2H	14.1	14.8	14.4	15.0	15.3	14.0	14.6	14.3	14.8	15.1
	3H	14.5	15.1	14.9	15.4	15.7	14.4	14.9	14.7	15.2	15.5
	4H	14.9	15.4	15.2	15.7	16.1	14.7	15.2	15.1	15.6	15.9
	6H	15.4	15.8	15.8	16.2	16.6	15.2	15.7	15.6	16.0	16.4
	8H	15.7	16.1	16.1	16.5	16.9	15.6	16.0	16.0	16.4	16.8
	12H	16.1	16.5	16.6	16.9	17.3	16.0	16.4	16.4	16.8	17.2
8H	4H	15.0	15.4	15.4	15.8	16.2	14.8	15.2	15.3	15.6	16.1
	6H	15.6	16.0	16.1	16.4	16.9	15.5	15.9	16.0	16.3	16.8
	8H	16.1	16.4	16.6	16.9	17.4	16.0	16.3	16.5	16.8	17.3
	12H	16.7	17.0	17.3	17.5	18.0	16.6	16.9	17.2	17.4	17.9
12H	4H	15.0	15.3	15.4	15.8	16.2	14.8	15.2	15.3	15.6	16.1
	6H	15.7	16.0	16.2	16.5	17.0	15.6	15.9	16.1	16.4	16.9
	8H	16.3	16.5	16.8	17.0	17.6	16.2	16.4	16.7	16.9	17.4
Variations with the observer position at spacings:											
S = 1.0H	+ 0.7 / - 0.5					+ 0.6 / - 0.5					
1.5H	+ 1.5 / - 0.4					+ 1.3 / - 0.4					
2.0H	+ 0.2 / - 0.2					+ 0.2 / - 0.2					

CIE Pub.117 Corrected 3032 lm Total Lamp Luminous Flux.(8log(F/F0) = 3.9)

C Range: 0 - 360DEG
C Interval: 15.0DEG
Test Speed: HIGH
Temperature:25.3DEG
Operators:ZhangXiao
Test Date:2016-08-16

γ Range: 0 - 180DEG
γ Interval: 1.0DEG
Test System:EVERFINE GO-2000B_V1 SYSTEM V2.0.265
Humidity:65.0%
Test Distance:6.590m [K=1.0000]
Remarks:

UTILIZATION FACTORS TABLE

Test:U:226.6V I:0.1260A P:27.60W PF:0.9600 Lamp Flux:3032.32x1 lm		
NAME:	TYPE:	WEIGHT:
DIM.:	SPEC.:	SERIAL No.:
MFR.: Rayconn	SUR.:	PROTECTION ANGLE:

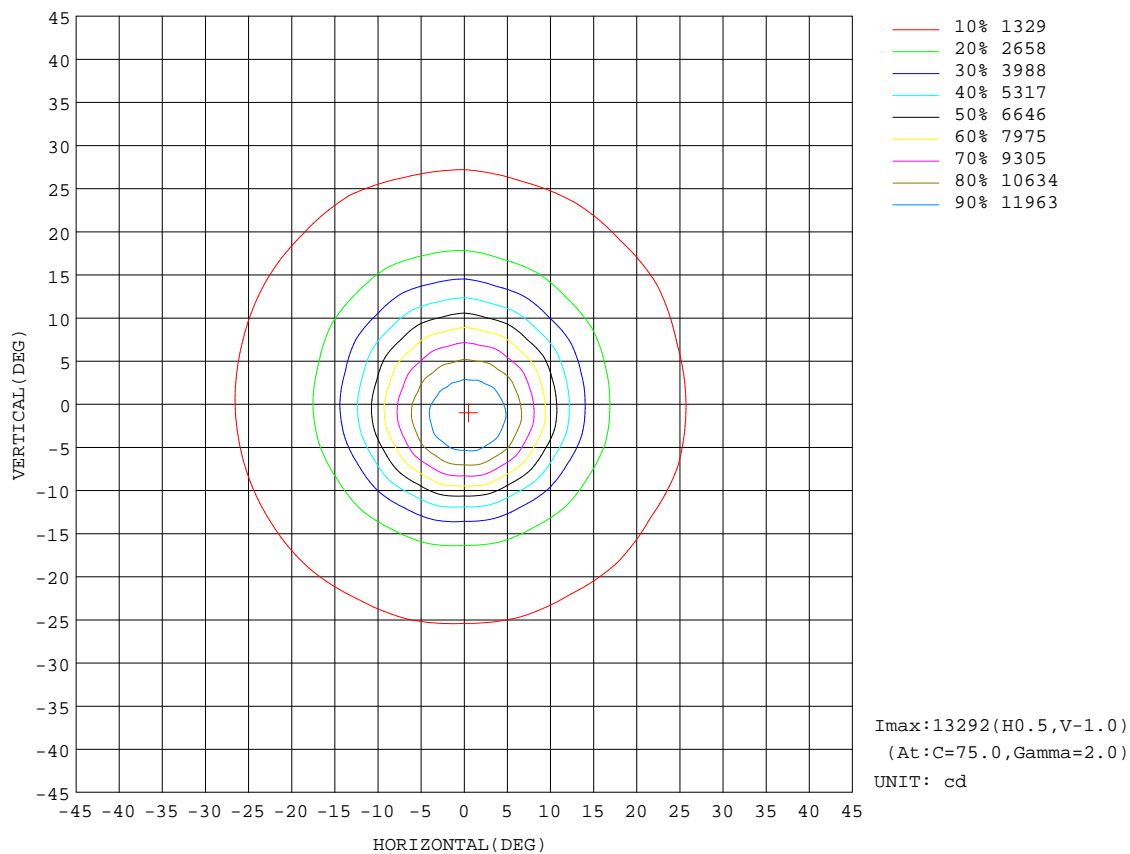
REFLECTANCE										
Ceiling	0.8	0.8	0.8	0.7	0.7	0.7	0.5	0.5	0.5	0
Walls	0.7	0.5	0.3	0.7	0.5	0.3	0.7	0.5	0.3	0
Working plane	0.2	0.2	0.2	0.2	0.2	0.2	0.2	0.2	0.2	0
ROOM INDEX	UTILIZATION FACTORS(PERCENT) $k(RI) \times RCR = 5$									
$k = 0.60$	88	82	78	88	82	78	87	81	78	75
0.80	95	90	86	94	89	86	93	88	85	82
1.00	99	94	90	98	93	90	96	93	89	85
1.25	103	98	94	102	97	94	100	96	93	89
1.50	105	101	98	104	100	97	102	98	96	91
2.00	108	104	101	106	103	100	103	100	98	92
2.50	110	106	103	108	104	102	104	102	100	93
3.00	111	108	105	109	106	104	105	103	101	94
4.00	113	110	108	111	109	107	107	105	104	96
5.00	114	112	110	112	110	109	108	106	105	97
ROOM INDEX	UF(total)									Direct
According to DIN EN 13032-2 2004			Suspended					SHRNOM = 1.25		

C Range: 0 - 360DEG
C Interval: 15.0DEG
Test Speed: HIGH
Temperature:25.3DEG
Operators:ZhangXiao
Test Date:2016-08-16

γ Range: 0 - 180DEG
 γ Interval: 1.0DEG
 γ Test System:EVERFINE GO-2000B_V1 SYSTEM V2.0.265
Humidity:65.0%
Test Distance:6.590m [K=1.0000]
Remarks:

ISOCANDELA DIAGRAM

Test:U:226.6V I:0.1260A P:27.60W PF:0.9600 Lamp Flux:3032.32x1 lm		
NAME:	TYPE:	WEIGHT:
DIM.:	SPEC.:	SERIAL No.:
MFR.: Rayconn	SUR.:	PROTECTION ANGLE:

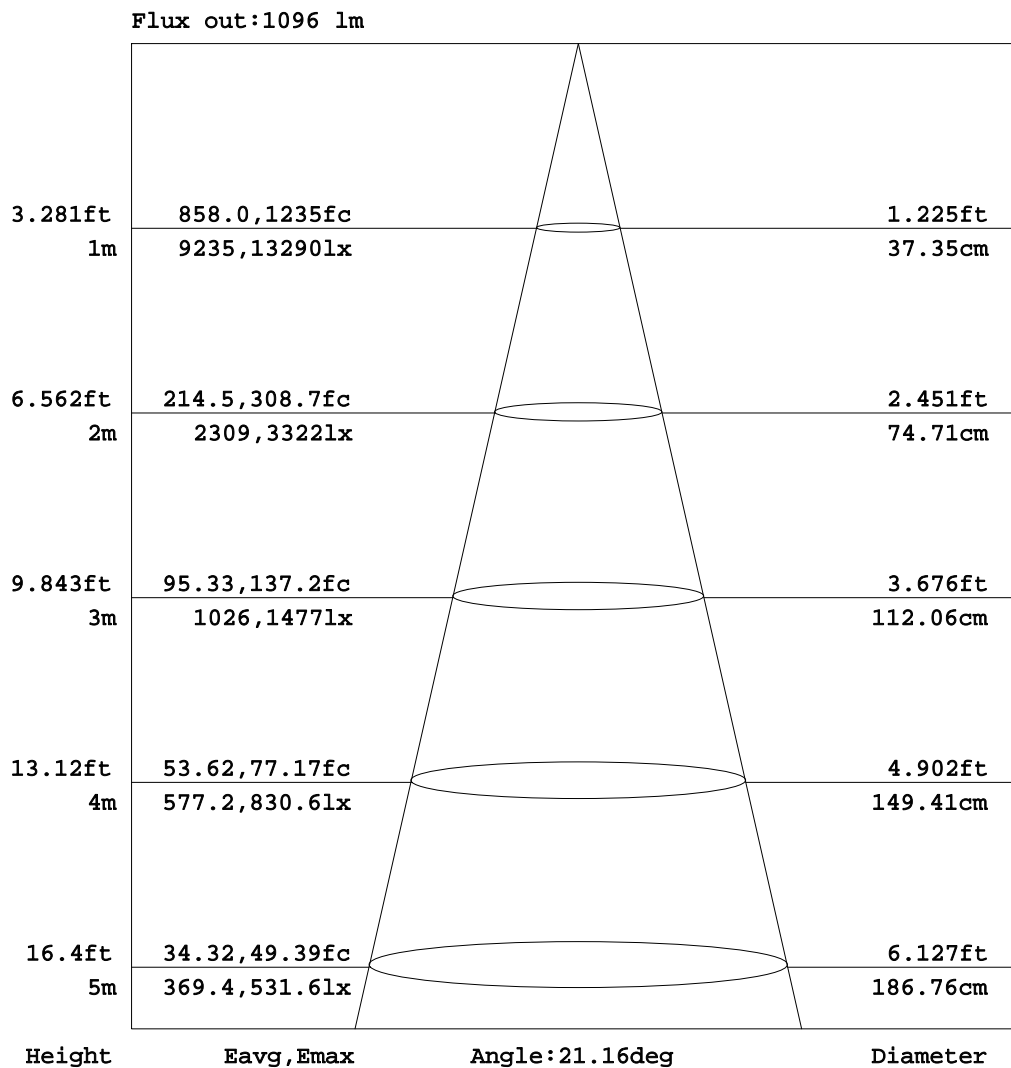


C Range: 0 - 360DEG
C Interval: 15.0DEG
Test Speed: HIGH
Temperature:25.3DEG
Operators:ZhangXiao
Test Date:2016-08-16

γ Range: 0 - 180DEG
γ Interval: 1.0DEG
Test System:EVERFINE GO-2000B_V1 SYSTEM V2.0.265
Humidity:65.0%
Test Distance:6.590m [K=1.0000]
Remarks:

AAI Figure

Test:U:226.6V I:0.1260A P:27.60W PF:0.9600 Lamp Flux:3032.32x1 lm		
NAME:	TYPE:	WEIGHT:
DIM.:	SPEC.:	SERIAL No.:
MFR.: Rayconn	SUR.:	PROTECTION ANGLE:



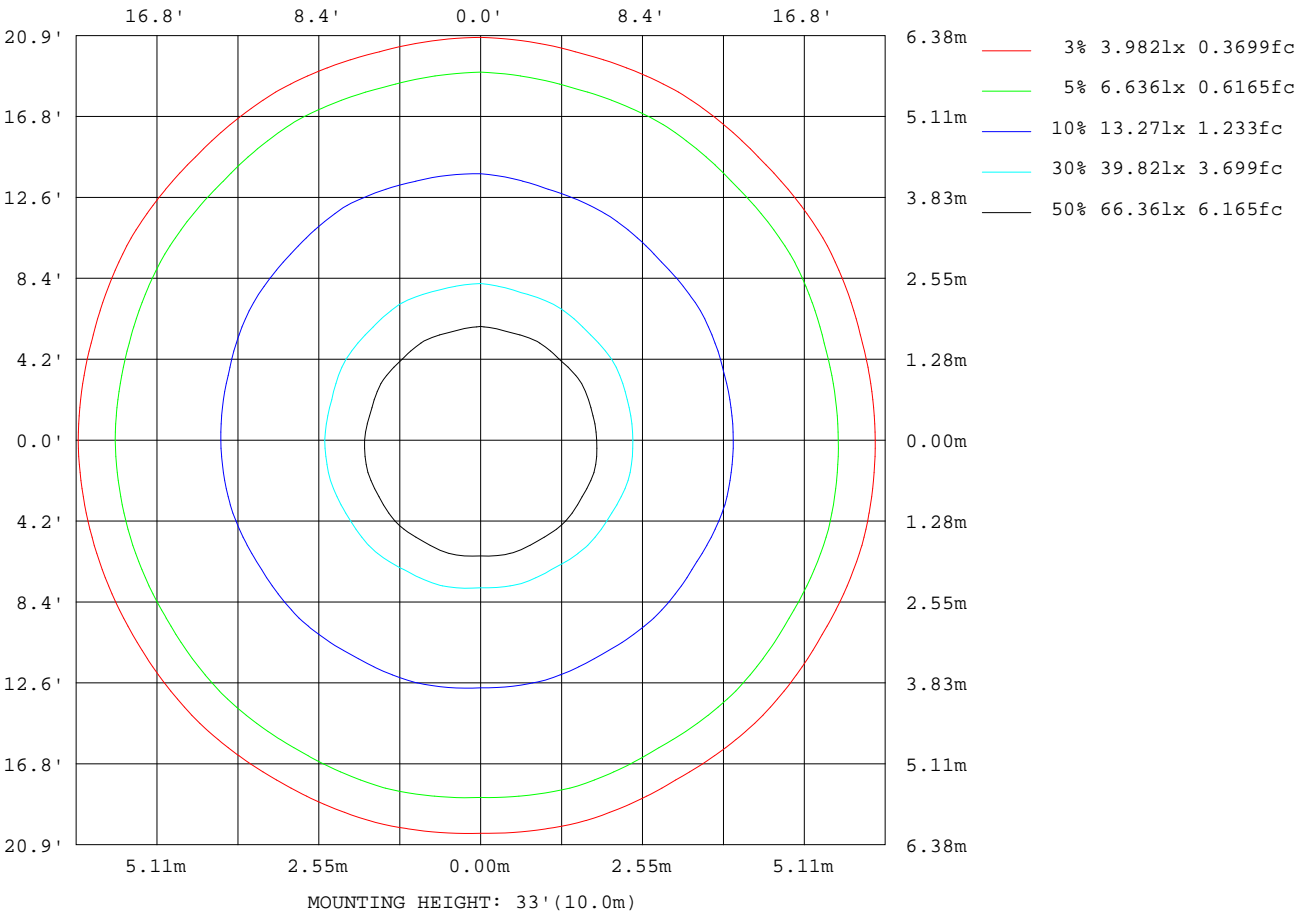
Note: The Curves indicate the illuminated area and the average illumination when the luminaire is at different distance.

C Range: 0 - 360DEG
C Interval: 15.0DEG
Test Speed: HIGH
Temperature: 25.3DEG
Operators: ZhangXiao
Test Date: 2016-08-16

γ Range: 0 - 180DEG
γ Interval: 1.0DEG
Test System: EVERFINE GO-2000B_V1 SYSTEM V2.0.265
Humidity: 65.0%
Test Distance: 6.590m [K=1.0000]
Remarks:

ISOLUX DIAGRAM

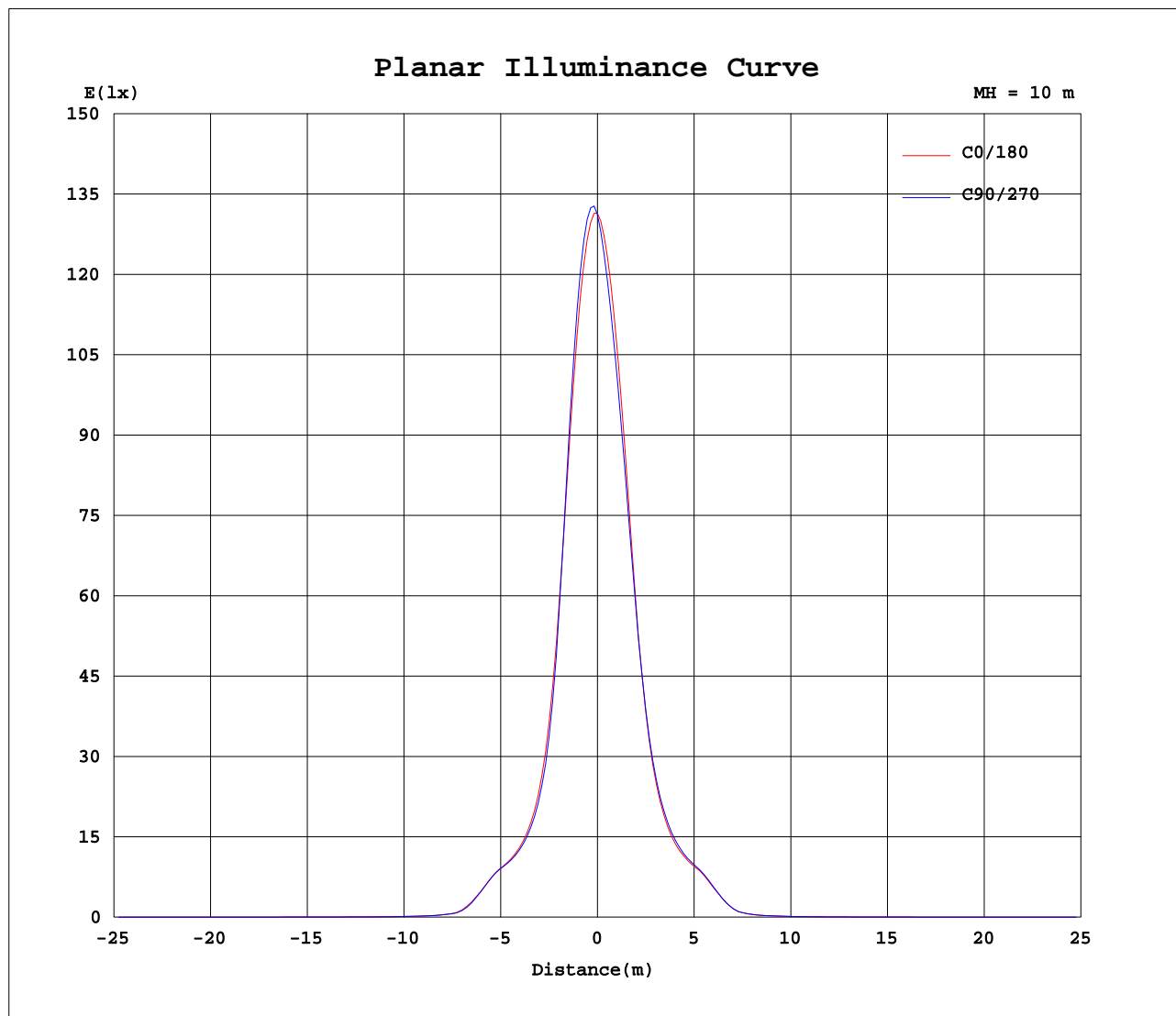
Test:U:226.6V I:0.1260A P:27.60W PF:0.9600 Lamp Flux:3032.32x1 lm		
NAME:	TYPE:	WEIGHT:
DIM.:	SPEC.:	SERIAL No.:
MFR.: Rayconn	SUR.:	PROTECTION ANGLE:



C Range: 0 - 360DEG
C Interval: 15.0DEG
Test Speed: HIGH
Temperature:25.3DEG
Operators:ZhangXiao
Test Date:2016-08-16

γ Range: 0 - 180DEG
γ Interval: 1.0DEG
Test System:EVERFINE GO-2000B_V1 SYSTEM V2.0.265
Humidity:65.0%
Test Distance:6.590m [K=1.0000]
Remarks:

Planar Illuminance Curve



C Range: 0 - 360DEG
C Interval: 15.0DEG
Test Speed: HIGH
Temperature: 25.3DEG
Operators: ZhangXiao
Test Date: 2016-08-16

γ Range: 0 - 180DEG
 γ Interval: 1.0DEG
Test System: EVERFINE GO-2000B_V1 SYSTEM V2.0.265
Humidity: 65.0%
Test Distance: 6.590m [K=1.0000]
Remarks:

LUMINOUS DISTRIBUTION INTENSITY DATA

Test:U:226.6V I:0.1260A P:27.60W PF:0.9600 Lamp Flux:3032.32x1 lm																			
NAME:										TYPE:					WEIGHT:				
DIM.:										SPEC.:					SERIAL No.:				
MFR.: Rayconn										SUR.:					PROTECTION ANGLE:				

Table--1

UNIT: ×10cd

C(DEG) γ (DEG)	0	15	30	45	60	75	90	105	120	135	150	165	180	195	210	225	240	255	270
0	1311	1311	1311	1311	1311	1311	1311	1311	1311	1311	1311	1311	1311	1311	1311	1311	1311	1311	1311
5	1170	1200	1204	1227	1222	1236	1220	1223	1199	1195	1166	1153	1128	1100	1094	1073	1074	1064	1075
10	731	753	736	755	735	754	735	758	738	755	736	742	729	706	717	700	712	697	709
15	342	346	329	331	317	324	317	334	333	351	349	363	366	361	377	372	384	371	374
20	189	191	183	185	180	184	182	188	186	193	194	201	203	203	213	214	219	214	213
25	137	137	133	135	133	136	135	137	136	139	140	141	142	143	145	147	152	149	148
30	92.7	94.3	90.8	93.0	90.1	94.9	92.3	96.8	95.3	98.3	96.9	99.7	101	101	103	101	106	103	105
35	24.8	25.8	23.5	24.7	22.9	24.7	22.5	25.5	25.5	28.0	26.6	29.4	30.4	29.7	31.6	29.9	31.1	29.0	29.5
40	7.72	7.88	7.69	7.99	7.79	7.87	7.52	7.86	7.95	8.25	8.03	8.41	8.43	8.48	8.98	8.88	8.98	8.76	8.78
45	4.01	4.11	4.03	4.14	4.05	4.09	3.94	4.11	4.15	4.26	4.17	4.30	4.29	4.31	4.54	4.49	4.55	4.42	4.47
50	2.74	2.78	2.74	2.74	2.69	2.69	2.65	2.74	2.76	2.78	2.72	2.75	2.69	2.72	2.83	2.87	2.89	2.86	2.86
55	2.11	2.13	2.12	2.12	2.09	2.09	2.07	2.12	2.13	2.15	2.10	2.09	2.03	2.06	2.12	2.15	2.14	2.14	2.15
60	1.76	1.78	1.78	1.79	1.78	1.78	1.77	1.79	1.80	1.82	1.82	1.82	1.74	1.75	1.78	1.78	1.76	1.76	1.77
65	1.55	1.56	1.57	1.57	1.56	1.57	1.56	1.58	1.59	1.60	1.61	1.60	1.53	1.53	1.54	1.54	1.52	1.52	1.54
70	1.32	1.34	1.34	1.34	1.33	1.34	1.33	1.34	1.34	1.36	1.36	1.35	1.31	1.31	1.32	1.33	1.31	1.31	1.32
75	1.11	1.13	1.12	1.12	1.10	1.12	1.10	1.13	1.12	1.14	1.14	1.14	1.11	1.11	1.12	1.14	1.13	1.13	1.13
80	0.93	0.93	0.93	0.93	0.92	0.93	0.91	0.93	0.93	0.94	0.94	0.94	0.94	0.94	0.95	0.95	0.95	0.95	0.95
85	0.76	0.76	0.76	0.76	0.75	0.76	0.75	0.76	0.78	0.78	0.77	0.77	0.81	0.81	0.82	0.82	0.82	0.82	0.82
90	0.60	0.60	0.59	0.60	0.59	0.60	0.59	0.59	0.64	0.63	0.61	0.60	0.72	0.72	0.72	0.72	0.71	0.72	0.72
95	0.52	0.52	0.52	0.52	0.52	0.52	0.52	0.52	0.56	0.56	0.53	0.52	0.73	0.73	0.73	0.73	0.73	0.73	0.73
100	0.49	0.49	0.49	0.48	0.48	0.48	0.48	0.48	0.50	0.50	0.49	0.48	0.74	0.74	0.74	0.74	0.74	0.74	0.74
105	0.53	0.53	0.53	0.53	0.53	0.53	0.53	0.53	0.54	0.53	0.53	0.53	0.77	0.77	0.77	0.77	0.77	0.77	0.77
110	0.63	0.63	0.63	0.63	0.63	0.63	0.63	0.63	0.63	0.63	0.63	0.63	0.82	0.82	0.82	0.82	0.81	0.82	0.81
115	0.74	0.74	0.74	0.74	0.75	0.74	0.74	0.74	0.74	0.73	0.73	0.72	0.88	0.88	0.88	0.88	0.87	0.88	0.88
120	0.87	0.86	0.87	0.87	0.87	0.87	0.87	0.86	0.86	0.85	0.85	0.84	0.98	0.99	0.98	0.98	0.97	0.98	0.98
125	1.06	1.06	1.07	1.06	1.06	1.06	1.06	1.05	1.05	1.04	1.05	1.03	1.15	1.16	1.15	1.15	1.14	1.15	1.15
130	1.35	1.35	1.36	1.35	1.35	1.34	1.35	1.34	1.34	1.33	1.34	1.32	1.41	1.42	1.41	1.42	1.41	1.42	1.41
135	1.70	1.69	1.70	1.69	1.70	1.69	1.70	1.69	1.69	1.68	1.69	1.67	1.73	1.74	1.72	1.74	1.72	1.74	1.73
140	2.01	2.01	2.02	2.01	2.01	2.01	2.01	2.01	2.01	2.00	2.00	1.99	2.02	2.03	2.01	2.03	2.01	2.03	2.02
145	2.23	2.23	2.25	2.24	2.24	2.24	2.24	2.24	2.23	2.23	2.23	2.22	2.25	2.25	2.24	2.25	2.24	2.25	2.24
150	2.37	2.38	2.38	2.38	2.38	2.38	2.38	2.38	2.37	2.37	2.37	2.37	2.39	2.40	2.39	2.40	2.39	2.40	2.39
155	2.46	2.46	2.46	2.47	2.46	2.47	2.46	2.47	2.46	2.47	2.47	2.46	2.48	2.49	2.48	2.49	2.48	2.50	2.48
160	2.52	2.52	2.52	2.52	2.52	2.52	2.52	2.53	2.53	2.53	2.53	2.52	2.53	2.54	2.54	2.55	2.54	2.55	2.54
165	2.55	2.55	2.55	2.55	2.55	2.56	2.55	2.56	2.56	2.56	2.56	2.56	2.57	2.58	2.57	2.58	2.58	2.59	2.58
170	2.51	2.51	2.51	2.52	2.51	2.53	2.52	2.53	2.53	2.53	2.53	2.53	2.54	2.55	2.55	2.56	2.55	2.56	2.56
175	2.42	2.43	2.43	2.44	2.43	2.44	2.43	2.44	2.43	2.44	2.43	2.43	2.45	2.46	2.45	2.46	2.45	2.46	2.46
180	2.42	2.43	2.43	2.43	2.42	2.43	2.42	2.42	2.42	2.42	2.42	2.42	2.42	2.43	2.42	2.43	2.42	2.43	2.42

C Range: 0 - 360DEG
C Interval: 15.0DEG
Test Speed: HIGH
Temperature:25.3DEG
Operators:ZhangXiao
Test Date:2016-08-16

γ Range: 0 - 180DEG
γ Interval: 1.0DEG
Test System:EVERFINE GO-2000B_V1 SYSTEM V2.0.265
Humidity:65.0%
Test Distance:6.590m [K=1.0000]
Remarks:

LUMINOUS DISTRIBUTION INTENSITY DATA

Test:U:226.6V I:0.1260A P:27.60W PF:0.9600 Lamp Flux:3032.32x1 lm		
NAME:	TYPE:	WEIGHT:
DIM.:	SPEC.:	SERIAL No.:
MFR.: Rayconn	SUR.:	PROTECTION ANGLE:

Table--2

UNIT: x10cd

C(DEC) γ (DEC)	285	300	315	330	345														
0	1311	1311	1311	1311	1311														
5	1075	1098	1107	1136	1145														
10	693	712	704	731	721														
15	356	360	347	357	343														
20	202	200	193	195	190														
25	143	142	139	139	136														
30	100	101	95.7	96.9	91.8														
35	27.1	27.9	25.2	26.6	24.7														
40	8.40	8.39	7.96	7.98	7.65														
45	4.31	4.30	4.10	4.11	3.99														
50	2.80	2.76	2.71	2.70	2.69														
55	2.12	2.09	2.08	2.08	2.07														
60	1.75	1.74	1.74	1.75	1.74														
65	1.53	1.52	1.52	1.53	1.52														
70	1.32	1.31	1.31	1.31	1.30														
75	1.12	1.12	1.12	1.11	1.10														
80	0.95	0.95	0.95	0.94	0.94														
85	0.82	0.85	0.86	0.83	0.81														
90	0.73	0.79	0.81	0.75	0.73														
95	0.74	0.77	0.79	0.75	0.73														
100	0.74	0.76	0.76	0.75	0.75														
105	0.77	0.78	0.78	0.78	0.78														
110	0.82	0.82	0.82	0.82	0.83														
115	0.89	0.88	0.89	0.89	0.89														
120	0.99	0.98	0.99	0.99	1.00														
125	1.16	1.15	1.17	1.17	1.18														
130	1.43	1.42	1.44	1.43	1.44														
135	1.75	1.73	1.76	1.75	1.76														
140	2.04	2.03	2.05	2.04	2.05														
145	2.26	2.25	2.29	2.27	2.27														
150	2.40	2.40	2.42	2.41	2.41														
155	2.50	2.49	2.50	2.50	2.50														
160	2.55	2.54	2.55	2.55	2.55														
165	2.59	2.58	2.59	2.58	2.58														
170	2.57	2.56	2.56	2.56	2.55														
175	2.46	2.46	2.46	2.46	2.46														
180	2.42	2.42	2.42	2.42	2.42														

C Range: 0 - 360DEG
C Interval: 15.0DEG
Test Speed: HIGH
Temperature:25.3DEG
Operators:ZhangXiao
Test Date:2016-08-16

γ Range: 0 - 180DEG
γ Interval: 1.0DEG
γ Test System:EVERFINE GO-2000B_V1 SYSTEM V2.0.265
Humidity:65.0%
Test Distance:6.590m [K=1.0000]
Remarks: