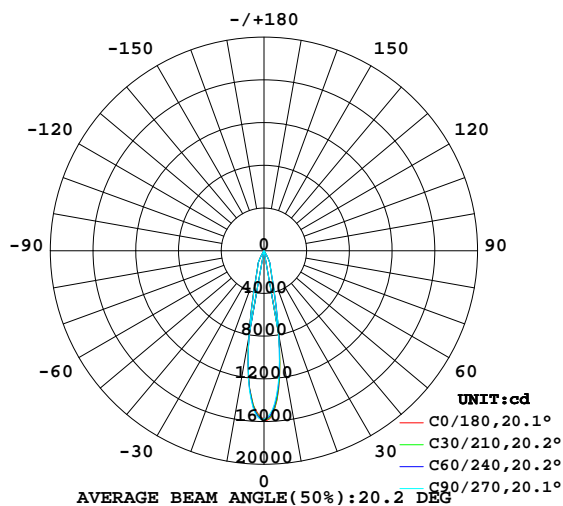


## LUMINAIRE PHOTOMETRIC TEST REPORT

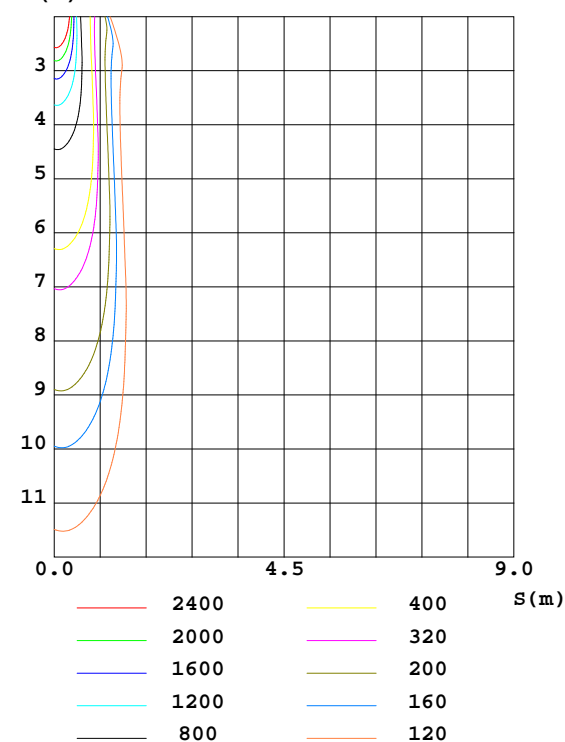
Test:U:226.6V I:0.1260A P:27.50W PF:0.9600 Lamp Flux:2956.83x1 lm		
NAME:	TYPE:	WEIGHT:
DIM.:	SPEC.:	SERIAL No.:
MFR.: Rayconn	SUR.:	PROTECTION ANGLE:

DATA OF LAMP		PHOTOMETRIC DATA Eff: 107.52 lm/W			
MODEL	SD031-30W-840-W-20	Imax(cd)	15886	S/MH(C0/180)	0.34
NOMINAL POWER(W)	28	LOR(%)	100.0	S/MH(C90/270)	0.34
RATED VOLTAGE(V)	226	TOTAL FLUX(lm)	2956.8	η UP,DN(C0-180)	1.2,49.2
NOMINAL FLUX(lm)	2956.83	CIE CLASS	DIRECT	η UP,DN(C180-360)	1.4,48.1
LAMPS INSIDE	1	η up(%)	2.7	CIBSE SHR NOM	0.00
TEST VOLTAGE(V)	226.6	η down(%)	97.3	CIBSE SHR MAX	1.00

LUMINOUS INTENSITY DISTRIBUTION DIAGRAM



C0 PLANE ISOLUX DIAGRAM (UNIT:lx)



C Range: 0 - 360DEG  
 C Interval: 15.0DEG  
 Test Speed: HIGH  
 Temperature:25.3DEG  
 Operators:ZhangXiao  
 Test Date:2016-08-16

γ Range: 0 - 180DEG  
 γ Interval: 1.0DEG  
 Test System:EVERFINE GO-2000B\_V1 SYSTEM V2.0.265  
 Humidity:65.0%  
 Test Distance:6.590m [K=1.0000]  
 Remarks:

## ZONAL FLUX DIAGRAM

### ZONAL FLUX DIAGRAM:

γ	C0	C45	C90	C135	C180	C225	C270	C315	γ	Φ zone	Φ total	lum, lamp
10	788.5	817.1	789.4	816.8	817.4	790.5	804.9	772.5	0- 10	1130	1130	38.2,38.2
20	179.6	190.3	187.9	187.6	184.8	180.0	179.6	176.9	10- 20	1020	2150	72.7,72.7
30	46.38	52.93	51.24	52.83	51.12	46.23	46.98	43.28	20- 30	558.8	2709	91.6,91.6
40	4.824	4.956	5.069	5.168	4.728	4.504	4.594	4.612	30- 40	89.50	2798	94.6,94.6
50	2.665	2.629	2.681	2.751	2.649	2.531	2.564	2.594	40- 50	27.18	2825	95.6,95.6
60	1.640	1.665	1.650	1.685	1.619	1.576	1.614	1.588	50- 60	18.27	2844	96.2,96.2
70	1.257	1.273	1.285	1.281	1.223	1.222	1.224	1.216	60- 70	14.22	2858	96.7,96.7
80	0.9408	0.9508	0.9614	0.9591	0.9431	0.9325	0.9348	0.9305	70- 80	11.52	2869	97,97
90	0.6099	0.6053	0.6046	0.6269	0.7627	0.7256	0.7267	0.7253	80- 90	9.020	2878	97.3,97.3
100	0.4475	0.4436	0.4466	0.4427	0.7381	0.7365	0.7374	0.7377	90-100	6.848	2885	97.6,97.6
110	0.5779	0.5762	0.5789	0.5713	0.7804	0.7844	0.7854	0.7878	100-110	6.596	2892	97.8,97.8
120	0.7853	0.7802	0.7843	0.7750	0.9228	0.9323	0.9327	0.9365	110-120	7.535	2899	98.1,98.1
130	1.292	1.281	1.289	1.271	1.373	1.387	1.385	1.395	120-130	9.440	2909	98.4,98.4
140	2.003	1.992	2.000	1.987	2.032	2.050	2.048	2.057	130-140	13.01	2922	98.8,98.8
150	2.375	2.373	2.375	2.367	2.405	2.418	2.418	2.418	140-150	13.99	2936	99.3,99.3
160	2.529	2.532	2.534	2.527	2.543	2.550	2.549	2.547	150-160	11.47	2947	99.7,99.7
170	2.491	2.501	2.502	2.500	2.521	2.519	2.513	2.511	160-170	7.210	2955	99.9,99.9
180	2.332	2.336	2.334	2.327	2.332	2.336	2.334	2.327	170-180	2.316	2957	100,100
DEG	LUMINOUS INTENSITY:×10cd									UNIT:lm		

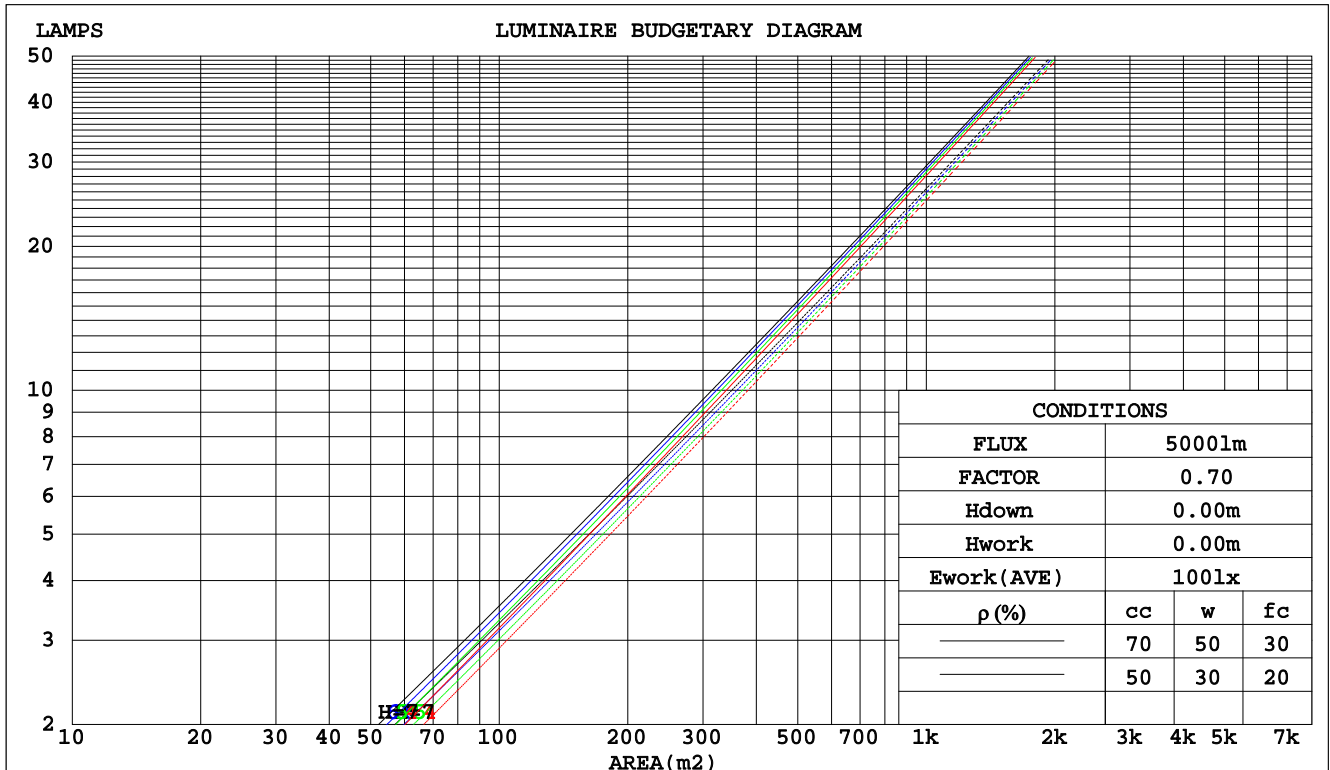
C Range: 0 - 360DEG  
C Interval: 15.0DEG  
Test Speed: HIGH  
Temperature:25.3DEG  
Operators:ZhangXiao  
Test Date:2016-08-16

γ Range: 0 - 180DEG  
γ Interval: 1.0DEG  
Test System:EVERFINE GO-2000B\_V1 SYSTEM V2.0.265  
Humidity:65.0%  
Test Distance:6.590m [K=1.0000]  
Remarks:

## CU AND LUMINAIRE BUDGETARY ESTIMATE DIAGRAM

Test:U:226.6V I:0.1260A P:27.50W PF:0.9600 Lamp Flux:2956.83x1 lm		
NAME:	TYPE:	WEIGHT:
DIM.:	SPEC.:	SERIAL No.:
MFR.: Rayconn	SUR.:	PROTECTION ANGLE:

pcc	80%			70%			50%			30%			10%			0
pw	50%	30%	10%	50%	30%	10%	50%	30%	10%	50%	30%	10%	50%	30%	10%	0
pfc	20%			20%			20%			20%			20%			0
RCR	RCR:Room Cavity Ratio						Coefficients of Utilization(CU)									
0.0	1.18	1.18	1.18	1.15	1.15	1.15	1.10	1.10	1.10	1.04	1.04	1.04	.00	.00	.00	.97
1.0	1.12	1.10	1.08	1.09	1.08	1.06	1.05	1.04	1.02	1.01	.00	.99	.97	.96	.95	.94
2.0	1.06	1.03	1.00	1.04	1.01	.99	1.01	.99	.97	.97	.96	.94	.94	.93	.92	.90
3.0	1.01	.98	.95	.00	.96	.94	.97	.94	.92	.94	.92	.90	.92	.90	.89	.87
4.0	.97	.93	.90	.96	.92	.89	.94	.91	.88	.92	.89	.87	.90	.87	.86	.84
5.0	.94	.89	.86	.93	.89	.86	.91	.87	.85	.89	.86	.84	.87	.85	.83	.82
6.0	.90	.86	.83	.89	.85	.83	.88	.84	.82	.86	.83	.81	.85	.82	.80	.79
7.0	.87	.83	.80	.87	.83	.80	.85	.82	.79	.84	.81	.79	.83	.80	.78	.77
8.0	.85	.80	.77	.84	.80	.77	.83	.79	.77	.82	.79	.76	.81	.78	.76	.75
9.0	.82	.78	.75	.82	.78	.75	.81	.77	.75	.80	.77	.74	.79	.76	.74	.73
10.0	.80	.76	.73	.79	.76	.73	.79	.75	.73	.78	.75	.72	.77	.74	.72	.71



C Range: 0 - 360DEG  
C Interval: 15.0DEG  
Test Speed: HIGH  
Temperature:25.3DEG  
Operators:ZhangXiao  
Test Date:2016-08-16

γ Range: 0 - 180DEG  
γ Interval: 1.0DEG  
Test System:EVERFINE GO-2000B\_V1 SYSTEM V2.0.265  
Humidity:65.0%  
Test Distance:6.590m [K=1.0000]  
Remarks:

**WEC AND CCEC**

Test:U:226.6V I:0.1260A P:27.50W PF:0.9600 Lamp Flux:2956.83x1 lm									
NAME:				TYPE:			WEIGHT:		
DIM.:				SPEC.:			SERIAL No.:		
MFR.: Rayconn				SUR.:			PROTECTION ANGLE:		

pcc	80%			70%			50%			30%			10%			0
pw	50%	30%	10%	50%	30%	10%	50%	30%	10%	50%	30%	10%	50%	30%	10%	0
pfc	20%			20%			20%			20%			20%			0
RCR	RCR:Room Cavity Ratio						Wall Exitance Coefficients(WEC)									
0.0																
1.0	.146	.083	.026	.139	.079	.025	.125	.072	.023	.112	.065	.021	.100	.058	.019	
2.0	.134	.074	.023	.128	.070	.022	.116	.065	.020	.106	.059	.019	.096	.054	.017	
3.0	.124	.066	.020	.119	.064	.019	.109	.059	.018	.100	.055	.017	.092	.051	.016	
4.0	.116	.060	.018	.111	.058	.017	.103	.055	.016	.095	.051	.015	.088	.048	.015	
5.0	.109	.055	.016	.105	.054	.016	.098	.051	.015	.091	.048	.014	.084	.045	.014	
6.0	.103	.051	.015	.099	.050	.014	.093	.048	.014	.087	.045	.013	.081	.043	.013	
7.0	.097	.048	.014	.094	.047	.013	.088	.045	.013	.083	.043	.012	.078	.041	.012	
8.0	.092	.045	.013	.090	.044	.012	.085	.042	.012	.080	.040	.012	.075	.039	.011	
9.0	.088	.043	.012	.086	.042	.012	.081	.040	.011	.077	.039	.011	.073	.037	.011	
10.0	.084	.040	.011	.082	.040	.011	.078	.038	.011	.074	.037	.010	.070	.035	.010	

pcc	80%			70%			50%			30%			10%			0
pw	50%	30%	10%	50%	30%	10%	50%	30%	10%	50%	30%	10%	50%	30%	10%	0
pfc	20%			20%			20%			20%			20%			0
RCR	RCR:Room Cavity Ratio						Ceiling Cavity Exitance Coefficients(CCEC)									
0.0	.211	.211	.211	.180	.180	.180	.123	.123	.123	.071	.071	.071	.023	.023	.023	
1.0	.189	.178	.168	.162	.153	.144	.111	.105	.100	.064	.061	.058	.020	.020	.019	
2.0	.172	.153	.138	.147	.132	.119	.101	.091	.083	.058	.053	.049	.019	.017	.016	
3.0	.157	.134	.116	.135	.116	.100	.092	.080	.070	.053	.047	.041	.017	.015	.014	
4.0	.145	.119	.099	.124	.103	.086	.085	.071	.060	.049	.042	.036	.016	.014	.012	
5.0	.134	.107	.086	.115	.092	.075	.079	.064	.053	.046	.038	.031	.015	.012	.010	
6.0	.125	.097	.076	.108	.084	.066	.074	.059	.047	.043	.034	.028	.014	.011	.009	
7.0	.118	.089	.068	.101	.077	.059	.070	.054	.042	.041	.032	.025	.013	.010	.008	
8.0	.111	.082	.062	.096	.071	.054	.066	.050	.038	.039	.029	.023	.012	.010	.008	
9.0	.106	.076	.056	.091	.066	.049	.063	.047	.035	.037	.027	.021	.012	.009	.007	
10.0	.101	.071	.052	.087	.062	.045	.060	.044	.032	.035	.026	.019	.011	.008	.006	

C Range: 0 - 360DEG  
C Interval: 15.0DEG  
Test Speed: HIGH  
Temperature:25.3DEG  
Operators:ZhangXiao  
Test Date:2016-08-16

γ Range: 0 - 180DEG  
γ Interval: 1.0DEG  
Test System:EVERFINE GO-2000B\_V1 SYSTEM V2.0.265  
Humidity:65.0%  
Test Distance:6.590m [K=1.0000]  
Remarks:

### Uncorrected UGR Table

Test:U:226.6V I:0.1260A P:27.50W PF:0.9600 Lamp Flux:2956.83x1 lm											
NAME:					TYPE:			WEIGHT:			
DIM.:					SPEC.:			SERIAL No.:			
MFR.: Rayconn					SUR.:			PROTECTION ANGLE:			
ceiling/cavity	0.7	0.7	0.5	0.5	0.3	0.7	0.7	0.5	0.5	0.3	
walls	0.5	0.3	0.5	0.3	0.3	0.5	0.3	0.5	0.3	0.3	
working plane	0.2	0.2	0.2	0.2	0.2	0.2	0.2	0.2	0.2	0.2	
Room dimensions		Viewed crosswise					Viewed endwise				
x = 2H y = 2H	8.3	9.0	8.5	9.2	9.3	8.4	9.1	8.7	9.3	9.5	
	3H	9.4	10.0	9.7	10.3	10.5	9.5	10.2	9.8	10.4	10.6
	4H	10.2	10.7	10.5	11.0	11.3	10.3	10.9	10.6	11.1	11.4
	6H	11.1	11.6	11.4	11.9	12.2	11.2	11.8	11.5	12.0	12.3
	8H	11.6	12.2	12.0	12.5	12.8	11.8	12.3	12.1	12.6	12.9
	12H	12.3	12.8	12.6	13.1	13.4	12.4	12.9	12.8	13.2	13.6
4H	2H	8.6	9.2	8.9	9.5	9.7	8.7	9.3	9.0	9.6	9.8
	3H	10.0	10.6	10.4	10.9	11.2	10.2	10.7	10.5	11.0	11.3
	4H	11.0	11.5	11.4	11.8	12.2	11.1	11.6	11.5	11.9	12.3
	6H	12.2	12.6	12.6	13.0	13.4	12.3	12.7	12.7	13.1	13.5
	8H	12.8	13.2	13.3	13.6	14.0	13.0	13.4	13.4	13.7	14.2
	12H	13.6	14.0	14.1	14.4	14.9	13.8	14.1	14.2	14.6	15.0
8H	4H	11.4	11.8	11.8	12.2	12.6	11.5	11.9	11.9	12.3	12.7
	6H	12.8	13.2	13.3	13.6	14.1	12.9	13.3	13.4	13.7	14.2
	8H	13.7	14.0	14.2	14.4	14.9	13.8	14.1	14.3	14.6	15.0
	12H	14.7	15.0	15.2	15.5	16.0	14.8	15.1	15.4	15.6	16.1
12H	4H	11.5	11.9	11.9	12.3	12.7	11.6	12.0	12.0	12.4	12.8
	6H	13.0	13.3	13.5	13.8	14.3	13.1	13.4	13.6	13.9	14.4
	8H	14.0	14.2	14.5	14.7	15.3	14.1	14.3	14.6	14.8	15.3
Variations with the observer position at spacings:											
S = 1.0H	+ 0.2 / - 0.3					+ 0.3 / - 0.3					
1.5H	+ 0.3 / - 0.2					+ 0.4 / - 0.2					
2.0H	+ 0.1 / - 0.2					+ 0.1 / - 0.2					

CIE Pub.117 Corrected 2957 lm Total Lamp Luminous Flux.(8log(F/F0) = 3.8)

C Range: 0 - 360DEG  
C Interval: 15.0DEG  
Test Speed: HIGH  
Temperature:25.3DEG  
Operators:ZhangXiao  
Test Date:2016-08-16

γ Range: 0 - 180DEG  
γ Interval: 1.0DEG  
Test System:EVERFINE GO-2000B\_V1 SYSTEM V2.0.265  
Humidity:65.0%  
Test Distance:6.590m [K=1.0000]  
Remarks:

## UTILIZATION FACTORS TABLE

Test:U:226.6V I:0.1260A P:27.50W PF:0.9600 Lamp Flux:2956.83x1 lm		
NAME:	TYPE:	WEIGHT:
DIM.:	SPEC.:	SERIAL No.:
MFR.: Rayconn	SUR.:	PROTECTION ANGLE:

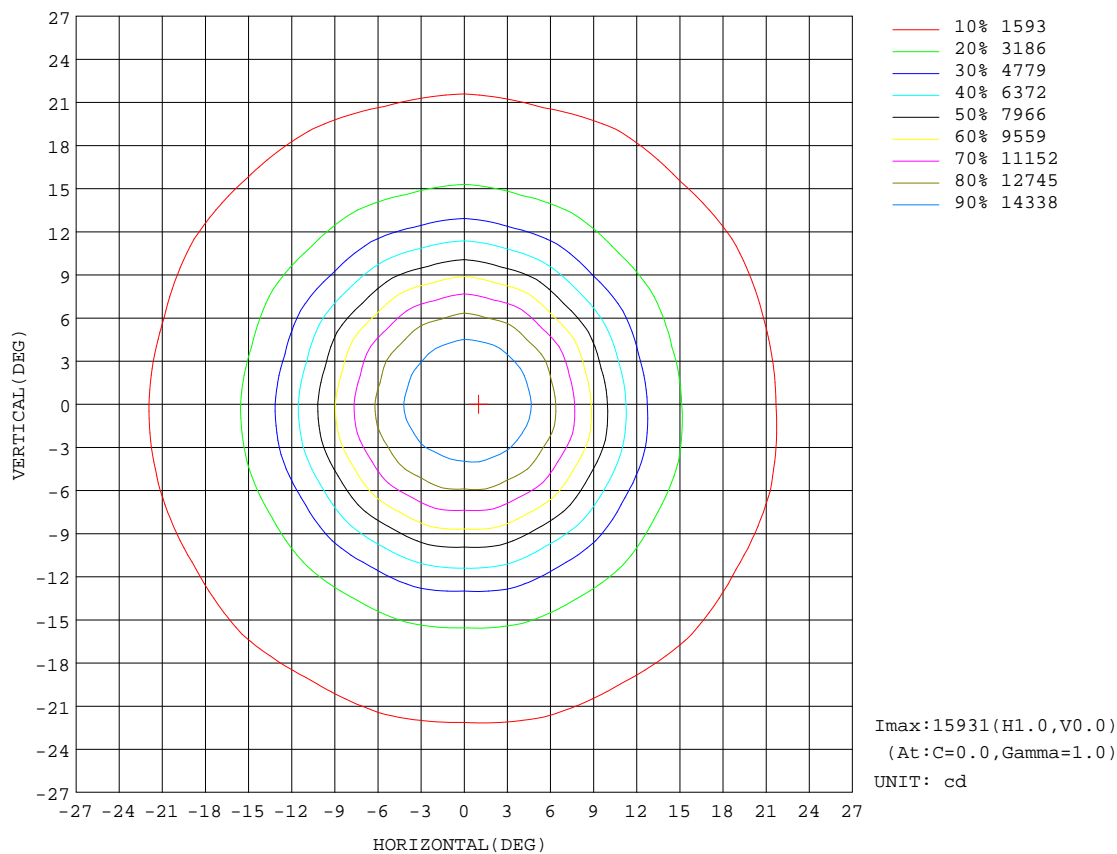
REFLECTANCE										
Ceiling	0.8	0.8	0.8	0.7	0.7	0.7	0.5	0.5	0.5	0
Walls	0.7	0.5	0.3	0.7	0.5	0.3	0.7	0.5	0.3	0
Working plane	0.2	0.2	0.2	0.2	0.2	0.2	0.2	0.2	0.2	0
ROOM INDEX	UTILIZATION FACTORS(PERCENT) $k(RI) \times RCR = 5$									
$k = 0.60$	88	82	79	88	82	79	87	82	78	75
0.80	95	90	86	95	89	86	93	89	86	82
1.00	99	94	90	98	93	90	97	93	89	85
1.25	103	98	95	102	97	94	100	96	93	89
1.50	106	101	98	104	100	97	102	98	96	91
2.00	108	104	101	106	103	100	103	100	98	92
2.50	110	106	103	108	104	102	104	102	100	93
3.00	111	108	105	109	106	104	105	103	101	94
4.00	113	110	108	111	109	107	107	105	104	96
5.00	114	112	110	112	110	109	108	106	105	97
ROOM INDEX	UF(total)									Direct
According to DIN EN 13032-2 2004			Suspended					SHRNOM = 1.25		

C Range: 0 - 360DEG  
C Interval: 15.0DEG  
Test Speed: HIGH  
Temperature:25.3DEG  
Operators:ZhangXiao  
Test Date:2016-08-16

$\gamma$  Range: 0 - 180DEG  
 $\gamma$  Interval: 1.0DEG  
 $\gamma$  Test System:EVERFINE GO-2000B\_V1 SYSTEM V2.0.265  
Humidity:65.0%  
Test Distance:6.590m [K=1.0000]  
Remarks:

### ISOCANDELA DIAGRAM

Test:U:226.6V I:0.1260A P:27.50W PF:0.9600 Lamp Flux:2956.83x1 lm		
NAME:	TYPE:	WEIGHT:
DIM.:	SPEC.:	SERIAL No.:
MFR.: Rayconn	SUR.:	PROTECTION ANGLE:

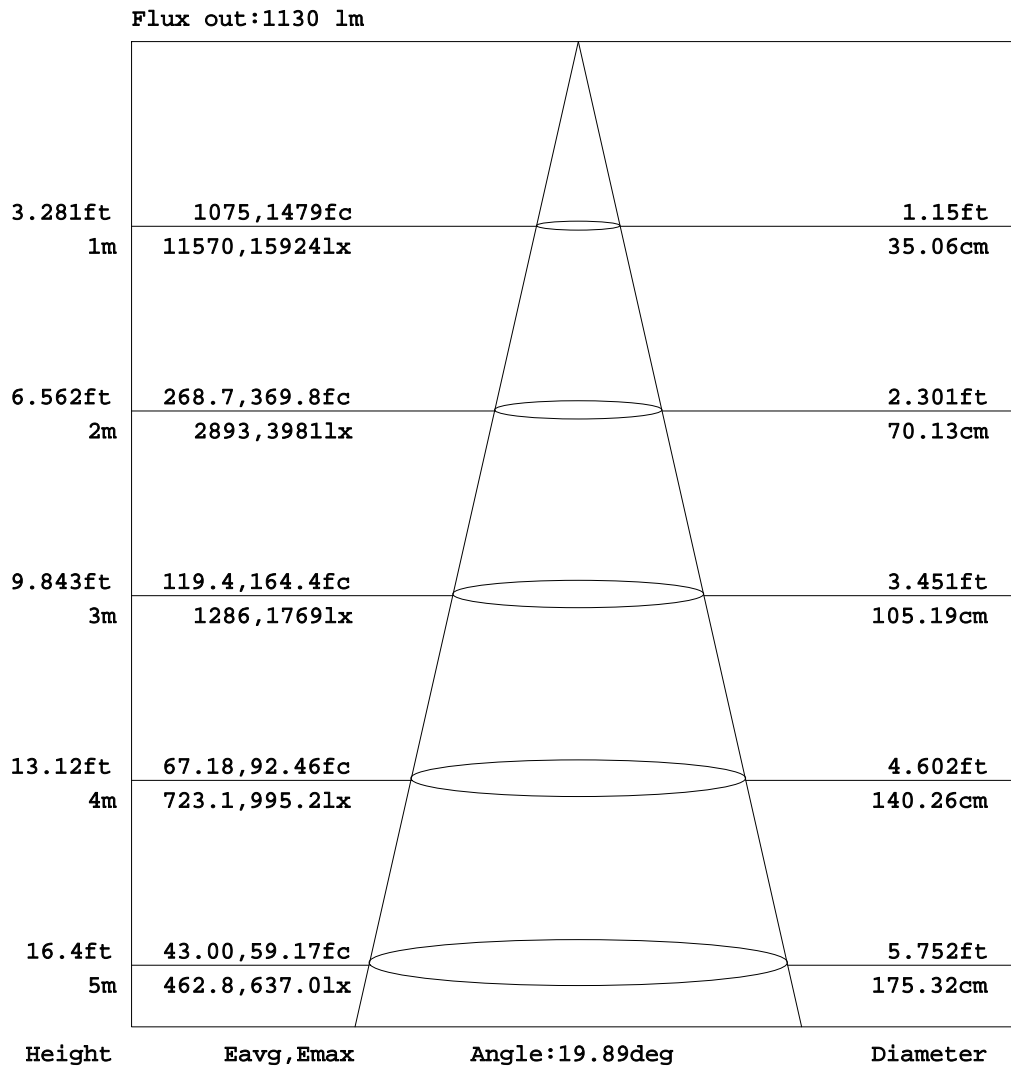


C Range: 0 - 360DEG  
C Interval: 15.0DEG  
Test Speed: HIGH  
Temperature:25.3DEG  
Operators:ZhangXiao  
Test Date:2016-08-16

$\gamma$  Range: 0 - 180DEG  
 $\gamma$  Interval: 1.0DEG  
Test System:EVERFINE GO-2000B\_V1 SYSTEM V2.0.265  
Humidity:65.0%  
Test Distance:6.590m [K=1.0000]  
Remarks:

### AAI Figure

Test:U:226.6V I:0.1260A P:27.50W PF:0.9600 Lamp Flux:2956.83x1 lm		
NAME:	TYPE:	WEIGHT:
DIM.:	SPEC.:	SERIAL No.:
MFR.: Rayconn	SUR.:	PROTECTION ANGLE:



Note:The Curves indicate the illuminated area and the average illumination when the luminaire is at different distance.

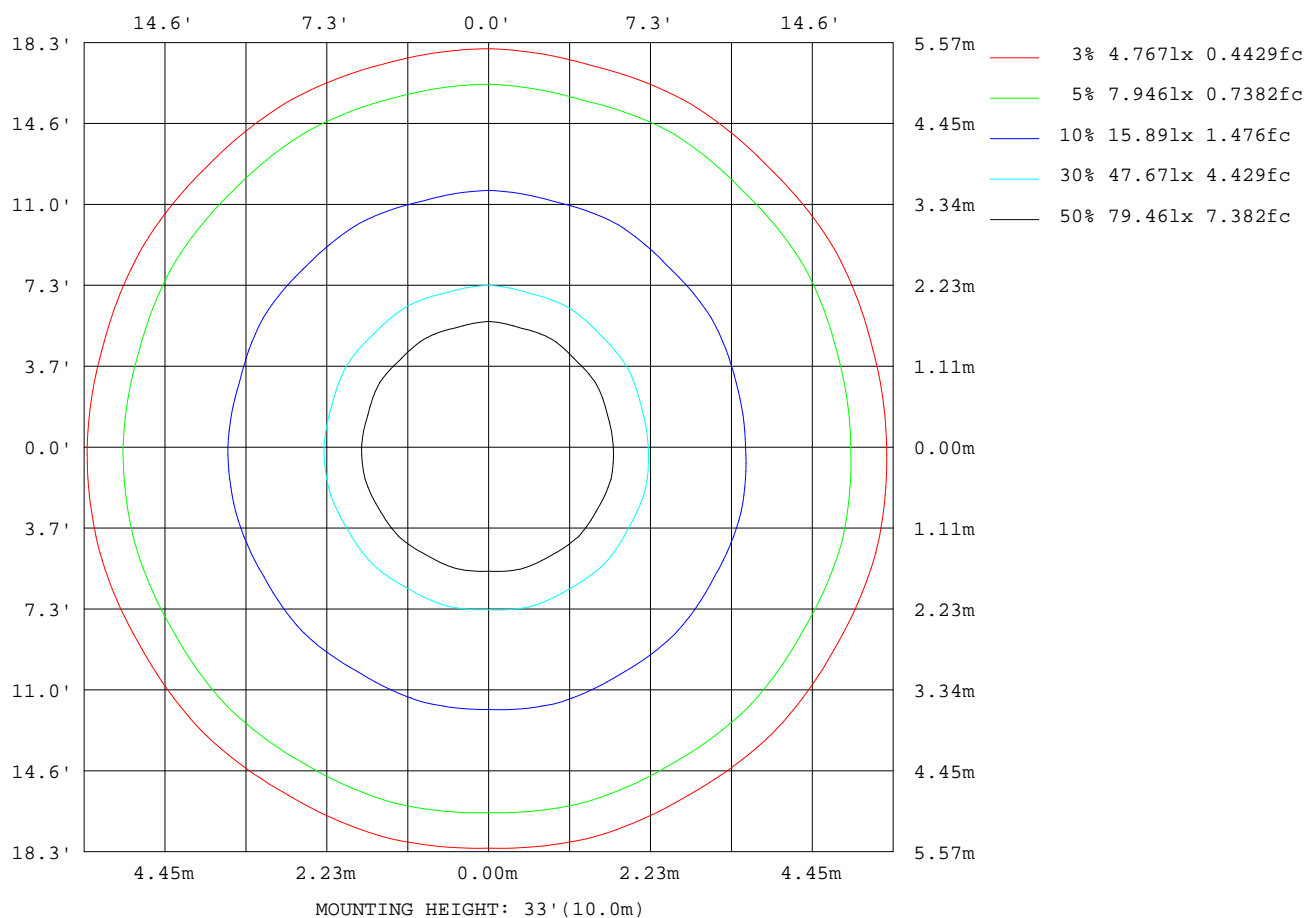
C Range: 0 - 360DEG  
C Interval: 15.0DEG  
Test Speed: HIGH  
Temperature:25.3DEG  
Operators:ZhangXiao  
Test Date:2016-08-16

γ Range: 0 - 180DEG  
γ Interval: 1.0DEG  
Test System:EVERFINE GO-2000B\_V1 SYSTEM V2.0.265  
Humidity:65.0%  
Test Distance:6.590m [K=1.0000]  
Remarks:



### ISOLUX DIAGRAM

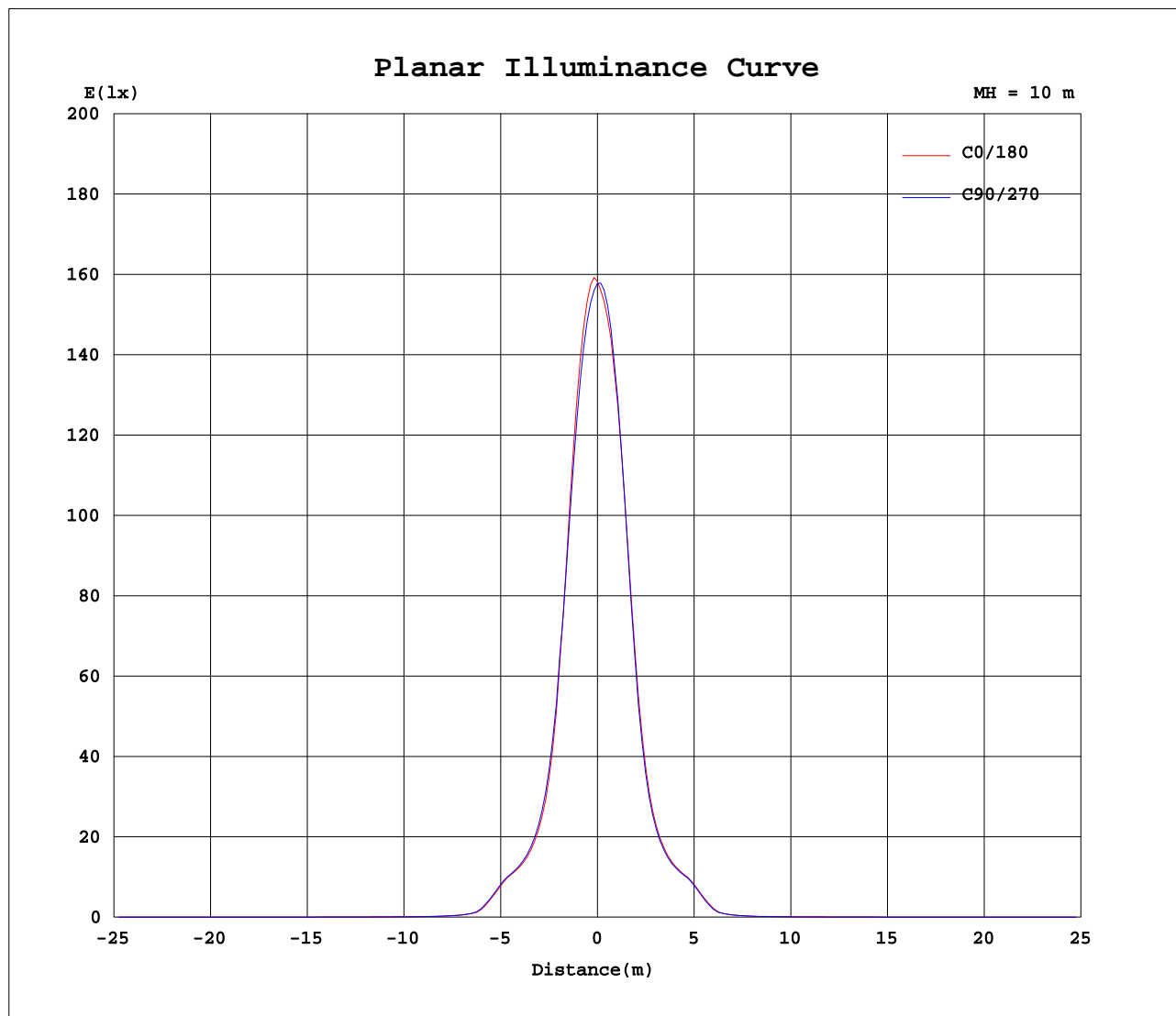
Test:U:226.6V I:0.1260A P:27.50W PF:0.9600 Lamp Flux:2956.83x1 lm		
NAME:	TYPE:	WEIGHT:
DIM.:	SPEC.:	SERIAL No.:
MFR.: Rayconn	SUR.:	PROTECTION ANGLE:



C Range: 0 - 360DEG  
C Interval: 15.0DEG  
Test Speed: HIGH  
Temperature: 25.3DEG  
Operators: ZhangXiao  
Test Date: 2016-08-16

γ Range: 0 - 180DEG  
γ Interval: 1.0DEG  
Test System: EVERFINE GO-2000B\_V1 SYSTEM V2.0.265  
Humidity: 65.0%  
Test Distance: 6.590m [K=1.0000]  
Remarks:

## Planar Illuminance Curve



C Range: 0 - 360DEG  
C Interval: 15.0DEG  
Test Speed: HIGH  
Temperature: 25.3DEG  
Operators: ZhangXiao  
Test Date: 2016-08-16

$\gamma$  Range: 0 - 180DEG  
 $\gamma$  Interval: 1.0DEG  
Test System: EVERFINE GO-2000B\_V1 SYSTEM V2.0.265  
Humidity: 65.0%  
Test Distance: 6.590m [K=1.0000]  
Remarks:

# LUMINOUS DISTRIBUTION INTENSITY DATA

Test:U:226.6V I:0.1260A P:27.50W PF:0.9600 Lamp Flux:2956.83x1 lm																			
NAME:										TYPE:					WEIGHT:				
DIM.:										SPEC.:					SERIAL No.:				
MFR.: Rayconn										SUR.:					PROTECTION ANGLE:				

Table--1

UNIT: ×10cd

C(DEG) γ (DEG)	0	15	30	45	60	75	90	105	120	135	150	165	180	195	210	225	240	255	270
0	1579	1579	1579	1579	1579	1579	1579	1579	1579	1579	1579	1579	1579	1579	1579	1579	1579	1579	1579
5	1405	1404	1393	1386	1374	1366	1357	1368	1358	1374	1369	1371	1370	1368	1373	1372	1382	1384	1395
10	788	812	796	817	797	811	789	807	793	817	806	825	817	797	816	791	809	783	805
15	323	337	335	351	346	356	345	351	343	351	342	349	345	333	342	329	338	324	333
20	180	186	185	190	188	192	188	189	184	188	183	186	185	181	184	180	182	177	180
25	132	135	135	137	136	136	135	135	134	135	133	133	134	132	133	132	133	131	131
30	46.4	51.0	48.7	52.9	51.4	53.7	51.2	52.9	51.6	52.8	51.3	52.6	51.1	47.8	49.3	46.2	48.6	45.3	47.0
35	10.2	10.8	10.5	11.0	10.9	11.4	11.2	11.6	11.3	11.6	11.0	11.1	10.7	10.2	10.3	9.88	10.1	9.70	10.1
40	4.82	4.92	4.85	4.96	4.96	5.11	5.07	5.17	5.11	5.17	4.94	4.90	4.73	4.64	4.61	4.50	4.55	4.50	4.59
45	3.47	3.49	3.45	3.49	3.49	3.56	3.56	3.60	3.59	3.61	3.53	3.52	3.43	3.39	3.37	3.32	3.35	3.32	3.37
50	2.66	2.67	2.62	2.63	2.62	2.67	2.68	2.72	2.74	2.75	2.72	2.72	2.65	2.61	2.58	2.53	2.55	2.54	2.56
55	2.01	2.02	2.01	2.02	2.00	2.02	2.02	2.04	2.05	2.08	2.08	2.08	2.02	1.98	1.95	1.91	1.94	1.94	1.95
60	1.64	1.65	1.65	1.66	1.66	1.66	1.65	1.64	1.66	1.69	1.68	1.69	1.62	1.61	1.59	1.58	1.60	1.60	1.61
65	1.44	1.44	1.44	1.46	1.47	1.48	1.47	1.48	1.49	1.48	1.47	1.47	1.40	1.41	1.40	1.40	1.41	1.41	1.41
70	1.26	1.26	1.25	1.27	1.27	1.28	1.28	1.29	1.29	1.28	1.28	1.27	1.22	1.23	1.23	1.22	1.23	1.22	1.22
75	1.09	1.09	1.09	1.11	1.11	1.11	1.12	1.12	1.12	1.11	1.12	1.12	1.08	1.07	1.07	1.06	1.07	1.05	1.06
80	0.94	0.94	0.94	0.95	0.96	0.96	0.96	0.96	0.97	0.96	0.96	0.97	0.94	0.94	0.93	0.93	0.94	0.94	0.93
85	0.80	0.80	0.80	0.81	0.82	0.82	0.82	0.83	0.83	0.83	0.86	0.87	0.87	0.85	0.85	0.84	0.84	0.83	0.84
90	0.61	0.60	0.60	0.61	0.60	0.61	0.60	0.61	0.61	0.63	0.67	0.70	0.76	0.73	0.73	0.73	0.72	0.73	0.73
95	0.51	0.49	0.50	0.49	0.50	0.50	0.50	0.50	0.50	0.51	0.54	0.56	0.75	0.73	0.73	0.73	0.73	0.73	0.73
100	0.45	0.44	0.45	0.44	0.45	0.44	0.45	0.44	0.45	0.44	0.46	0.46	0.74	0.74	0.74	0.74	0.74	0.74	0.74
105	0.48	0.48	0.48	0.48	0.48	0.48	0.48	0.48	0.48	0.48	0.49	0.48	0.75	0.75	0.75	0.75	0.75	0.75	0.75
110	0.58	0.57	0.58	0.58	0.58	0.57	0.58	0.57	0.58	0.57	0.58	0.57	0.78	0.78	0.78	0.78	0.78	0.79	0.79
115	0.68	0.67	0.68	0.67	0.68	0.67	0.68	0.67	0.68	0.67	0.67	0.67	0.83	0.84	0.83	0.84	0.84	0.84	0.84
120	0.79	0.78	0.79	0.78	0.78	0.78	0.78	0.78	0.78	0.78	0.78	0.78	0.92	0.93	0.92	0.93	0.93	0.94	0.93
125	0.98	0.97	0.98	0.97	0.97	0.96	0.97	0.96	0.97	0.96	0.97	0.96	1.09	1.10	1.09	1.10	1.10	1.11	1.10
130	1.29	1.28	1.29	1.28	1.29	1.28	1.29	1.28	1.29	1.27	1.28	1.28	1.37	1.39	1.38	1.39	1.38	1.39	1.38
135	1.67	1.66	1.67	1.66	1.67	1.66	1.67	1.66	1.67	1.65	1.66	1.65	1.72	1.73	1.72	1.73	1.73	1.74	1.73
140	2.00	2.00	2.00	1.99	2.00	1.99	2.00	1.99	2.00	1.99	2.00	1.99	2.03	2.05	2.04	2.05	2.04	2.05	2.05
145	2.23	2.23	2.23	2.22	2.23	2.22	2.23	2.22	2.23	2.22	2.23	2.22	2.26	2.27	2.27	2.27	2.27	2.28	2.27
150	2.38	2.37	2.38	2.37	2.38	2.37	2.38	2.37	2.38	2.37	2.37	2.37	2.41	2.42	2.41	2.42	2.41	2.42	2.42
155	2.48	2.47	2.48	2.47	2.48	2.47	2.48	2.47	2.48	2.47	2.48	2.47	2.50	2.51	2.50	2.51	2.51	2.51	2.51
160	2.53	2.53	2.53	2.53	2.53	2.53	2.53	2.53	2.53	2.53	2.53	2.53	2.54	2.55	2.55	2.55	2.55	2.55	2.55
165	2.54	2.55	2.55	2.55	2.55	2.55	2.55	2.55	2.55	2.54	2.55	2.54	2.55	2.56	2.56	2.56	2.56	2.56	2.56
170	2.49	2.50	2.50	2.50	2.50	2.50	2.50	2.50	2.50	2.50	2.50	2.49	2.52	2.52	2.52	2.52	2.52	2.51	2.51
175	2.36	2.37	2.36	2.37	2.36	2.37	2.37	2.37	2.36	2.36	2.36	2.35	2.40	2.40	2.40	2.40	2.39	2.39	2.39
180	2.33	2.34	2.33	2.34	2.33	2.33	2.33	2.33	2.33	2.33	2.33	2.32	2.33	2.34	2.33	2.34	2.33	2.33	2.33

C Range: 0 - 360DEG  
C Interval: 15.0DEG  
Test Speed: HIGH  
Temperature:25.3DEG  
Operators:ZhangXiao  
Test Date:2016-08-16

γ Range: 0 - 180DEG  
γ Interval: 1.0DEG  
Test System:EVERFINE GO-2000B\_V1 SYSTEM V2.0.265  
Humidity:65.0%  
Test Distance:6.590m [K=1.0000]  
Remarks:

# LUMINOUS DISTRIBUTION INTENSITY DATA

Test:U:226.6V I:0.1260A P:27.50W PF:0.9600 Lamp Flux:2956.83x1 lm		
NAME:	TYPE:	WEIGHT:
DIM.:	SPEC.:	SERIAL No.:
MFR.: Rayconn	SUR.:	PROTECTION ANGLE:

Table--2

UNIT: x10cd

C(DEC) γ (DEC)	285	300	315	330	345														
0	1579	1579	1579	1579	1579														
5	1394	1404	1399	1406	1400														
10	779	799	773	794	772														
15	320	330	317	326	316														
20	176	181	177	181	179														
25	128	133	130	133	131														
30	43.4	46.5	43.3	46.6	44.4														
35	9.91	10.2	9.69	9.87	9.77														
40	4.62	4.74	4.61	4.64	4.71														
45	3.36	3.46	3.39	3.43	3.44														
50	2.56	2.63	2.59	2.63	2.63														
55	1.93	1.96	1.93	1.96	1.96														
60	1.60	1.62	1.59	1.61	1.60														
65	1.40	1.41	1.40	1.41	1.41														
70	1.22	1.22	1.22	1.23	1.23														
75	1.06	1.07	1.06	1.07	1.06														
80	0.94	0.94	0.93	0.93	0.94														
85	0.84	0.83	0.83	0.84	0.85														
90	0.74	0.73	0.73	0.76	0.77														
95	0.74	0.73	0.73	0.76	0.78														
100	0.75	0.74	0.74	0.75	0.76														
105	0.76	0.75	0.75	0.76	0.76														
110	0.79	0.79	0.79	0.79	0.78														
115	0.84	0.84	0.84	0.84	0.84														
120	0.94	0.93	0.94	0.93	0.93														
125	1.11	1.10	1.11	1.10	1.10														
130	1.40	1.39	1.40	1.38	1.39														
135	1.74	1.73	1.74	1.73	1.73														
140	2.06	2.05	2.06	2.05	2.05														
145	2.28	2.28	2.28	2.27	2.27														
150	2.42	2.42	2.42	2.41	2.41														
155	2.51	2.51	2.51	2.50	2.50														
160	2.55	2.55	2.55	2.55	2.55														
165	2.56	2.56	2.56	2.56	2.55														
170	2.51	2.51	2.51	2.51	2.51														
175	2.39	2.39	2.39	2.39	2.39														
180	2.33	2.33	2.33	2.33	2.32														

C Range: 0 - 360DEG  
C Interval: 15.0DEG  
Test Speed: HIGH  
Temperature:25.3DEG  
Operators:ZhangXiao  
Test Date:2016-08-16

γ Range: 0 - 180DEG  
γ Interval: 1.0DEG  
Test System:EVERFINE GO-2000B\_V1 SYSTEM V2.0.265  
Humidity:65.0%  
Test Distance:6.590m [K=1.0000]  
Remarks: