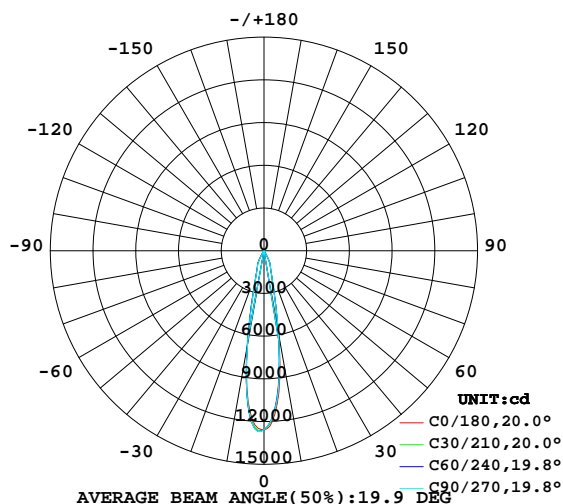


## LUMINAIRE PHOTOMETRIC TEST REPORT

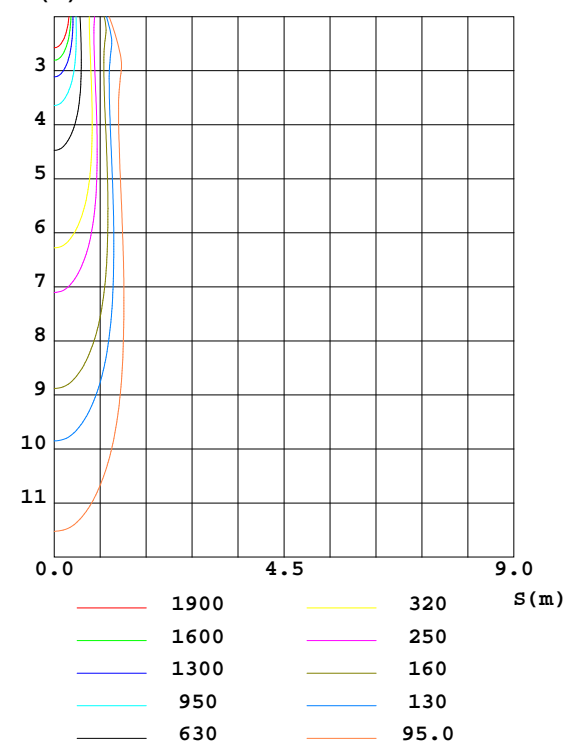
Test:U:226.6V I:0.1260A P:27.50W PF:0.9610 Lamp Flux:2319.32x1 lm		
NAME:	TYPE:	WEIGHT:
DIM.:	SPEC.:	SERIAL No.:
MFR.: Rayconn	SUR.:	PROTECTION ANGLE:

DATA OF LAMP		PHOTOMETRIC DATA Eff: 84.34 lm/W			
MODEL	TL10-30W-930-W-20	Imax(cd)	12699	S/MH(C0/180)	0.33
NOMINAL POWER(W)	28	LOR(%)	100.0	S/MH(C90/270)	0.33
RATED VOLTAGE(V)	226	TOTAL FLUX(lm)	2319.3	η UP,DN(C0-180)	1.2,47.6
NOMINAL FLUX(lm)	2319.32	CIE CLASS	DIRECT	η UP,DN(C180-360)	1.4,49.8
LAMPS INSIDE	1	η up(%)	2.6	CIBSE SHR NOM	0.00
TEST VOLTAGE(V)	226.6	η down(%)	97.4	CIBSE SHR MAX	1.00

LUMINOUS INTENSITY DISTRIBUTION DIAGRAM



C0 PLANE ISOLUX DIAGRAM (UNIT:lx)



C Range: 0 - 360DEG  
C Interval: 15.0DEG  
Test Speed: HIGH  
Temperature:25.3DEG  
Operators:ZhangXiao  
Test Date:2016-08-16

γ Range: 0 - 180DEG  
γ Interval: 1.0DEG  
Test System:EVERFINE GO-2000B\_V1 SYSTEM V2.0.265  
Humidity:65.0%  
Test Distance:6.590m [K=1.0000]  
Remarks:

## ZONAL FLUX DIAGRAM

### ZONAL FLUX DIAGRAM:

γ	C0	C45	C90	C135	C180	C225	C270	C315	γ	Φ zone	Φ total	%lum, lamp
10	590.0	587.5	579.5	638.7	671.2	663.6	671.7	611.3	0- 10	897.2	897.2	38.7,38.7
20	137.6	141.4	138.6	145.2	151.1	145.6	145.5	138.2	10- 20	790.7	1688	72.8,72.8
30	31.72	32.95	33.11	41.76	44.70	43.77	41.67	34.02	20- 30	438.0	2126	91.7,91.7
40	3.679	3.752	3.814	3.840	3.768	3.698	3.874	3.635	30- 40	70.03	2196	94.7,94.7
50	2.033	2.017	2.085	2.116	2.059	2.023	2.081	2.056	40- 50	21.22	2217	95.6,95.6
60	1.271	1.284	1.269	1.301	1.249	1.261	1.268	1.252	50- 60	14.24	2231	96.2,96.2
70	0.9660	0.9834	0.9959	0.9874	0.9571	0.9588	0.9584	0.9588	60- 70	11.06	2242	96.7,96.7
80	0.7258	0.7354	0.7396	0.7436	0.7283	0.7327	0.7353	0.7294	70- 80	8.943	2251	97.1,97.1
90	0.4569	0.4555	0.4570	0.5080	0.5712	0.5683	0.5737	0.5834	80- 90	6.960	2258	97.4,97.4
100	0.3400	0.3388	0.3419	0.3564	0.5709	0.5732	0.5742	0.5818	90-100	5.233	2263	97.6,97.6
110	0.4519	0.4515	0.4545	0.4445	0.6040	0.6077	0.6082	0.6103	100-110	5.117	2269	97.8,97.8
120	0.6160	0.6121	0.6156	0.6016	0.7108	0.7165	0.7167	0.7240	110-120	5.854	2274	98.1,98.1
130	1.026	1.024	1.027	0.9931	1.053	1.057	1.059	1.081	120-130	7.338	2282	98.4,98.4
140	1.580	1.580	1.579	1.553	1.577	1.581	1.586	1.603	130-140	10.16	2292	98.8,98.8
150	1.863	1.864	1.864	1.850	1.877	1.880	1.884	1.889	140-150	10.94	2303	99.3,99.3
160	1.978	1.979	1.983	1.975	1.989	1.990	1.994	1.992	150-160	8.965	2312	99.7,99.7
170	1.941	1.946	1.954	1.958	1.975	1.974	1.979	1.971	160-170	5.640	2318	99.9,99.9
180	1.812	1.824	1.834	1.833	1.814	1.824	1.834	1.832	170-180	1.814	2319	100,100
DEG	LUMINOUS INTENSITY:×10cd									UNIT:lm		

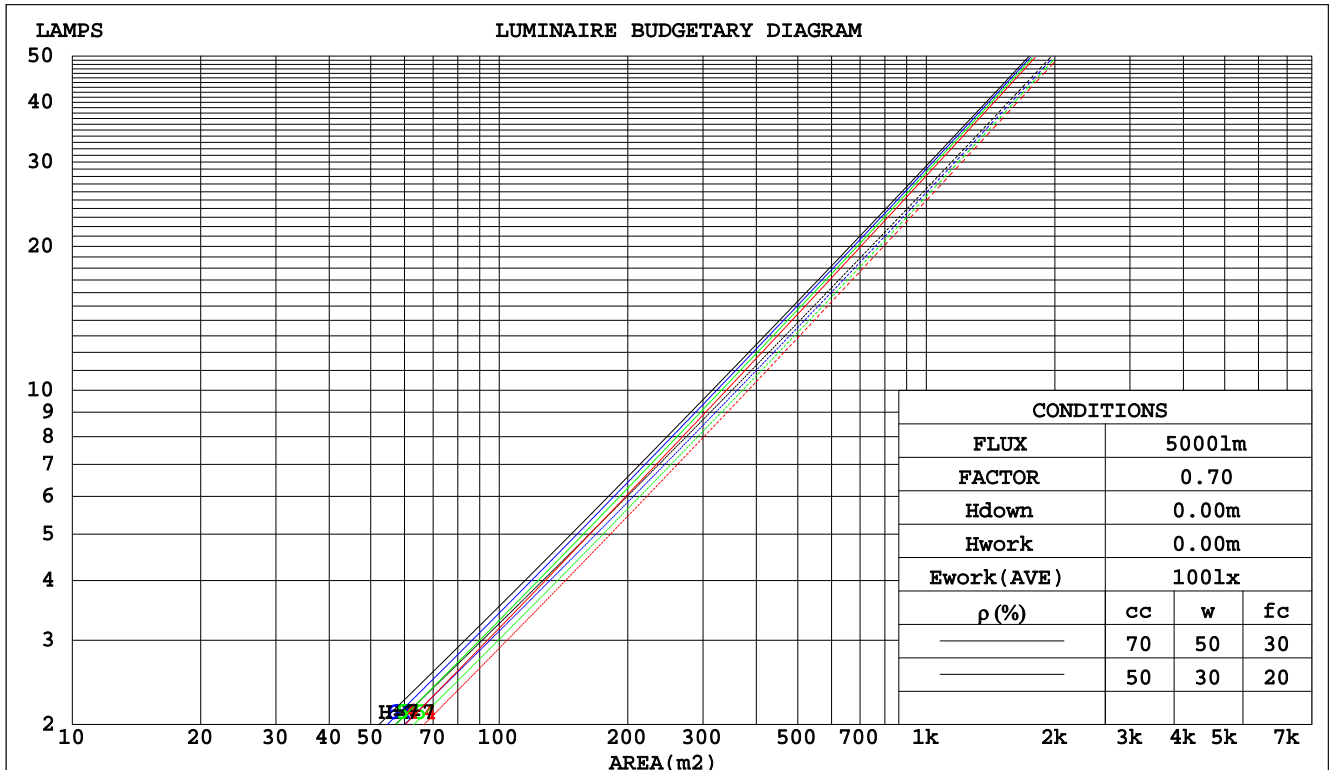
C Range: 0 - 360DEG  
C Interval: 15.0DEG  
Test Speed: HIGH  
Temperature:25.3DEG  
Operators:ZhangXiao  
Test Date:2016-08-16

γ Range: 0 - 180DEG  
γ Interval: 1.0DEG  
Test System:EVERFINE GO-2000B\_V1 SYSTEM V2.0.265  
Humidity:65.0%  
Test Distance:6.590m [K=1.0000]  
Remarks:

### CU AND LUMINAIRE BUDGETARY ESTIMATE DIAGRAM

Test:U:226.6V I:0.1260A P:27.50W PF:0.9610 Lamp Flux:2319.32x1 lm		
NAME:	TYPE:	WEIGHT:
DIM.:	SPEC.:	SERIAL No.:
MFR.: Rayconn	SUR.:	PROTECTION ANGLE:

pcc	80%			70%			50%			30%			10%			0
pw	50%	30%	10%	50%	30%	10%	50%	30%	10%	50%	30%	10%	50%	30%	10%	0
pfc	20%			20%			20%			20%			20%			0
RCR	Coefficients of Utilization(CU)															
0.0	1.18	1.18	1.18	1.15	1.15	1.15	1.10	1.10	1.10	1.04	1.04	1.04	.00	.00	.00	.97
1.0	1.12	1.10	1.08	1.09	1.08	1.06	1.05	1.04	1.02	1.01	.00	.99	.97	.96	.96	.94
2.0	1.06	1.03	1.00	1.04	1.02	.99	1.01	.99	.97	.98	.96	.94	.95	.93	.92	.90
3.0	1.02	.98	.95	.00	.97	.94	.97	.94	.92	.94	.92	.90	.92	.90	.89	.87
4.0	.97	.93	.90	.96	.92	.89	.94	.91	.88	.92	.89	.87	.90	.87	.86	.84
5.0	.94	.89	.86	.93	.89	.86	.91	.87	.85	.89	.86	.84	.87	.85	.83	.82
6.0	.90	.86	.83	.90	.86	.83	.88	.85	.82	.86	.83	.81	.85	.83	.81	.79
7.0	.87	.83	.80	.87	.83	.80	.85	.82	.79	.84	.81	.79	.83	.80	.78	.77
8.0	.85	.81	.78	.84	.80	.77	.83	.79	.77	.82	.79	.77	.81	.78	.76	.75
9.0	.82	.78	.75	.82	.78	.75	.81	.77	.75	.80	.77	.74	.79	.76	.74	.73
10.0	.80	.76	.73	.80	.76	.73	.79	.75	.73	.78	.75	.73	.77	.74	.72	.71



C Range: 0 - 360DEG  
C Interval: 15.0DEG  
Test Speed: HIGH  
Temperature:25.3DEG  
Operators:ZhangXiao  
Test Date:2016-08-16

γ Range: 0 - 180DEG  
γ Interval: 1.0DEG  
Test System:EVERFINE GO-2000B\_V1 SYSTEM V2.0.265  
Humidity:65.0%  
Test Distance:6.590m [K=1.0000]  
Remarks:

## WEC AND CCEC

Test:U:226.6V I:0.1260A P:27.50W PF:0.9610 Lamp Flux:2319.32x1 lm									
NAME:				TYPE:			WEIGHT:		
DIM.:				SPEC.:			SERIAL No.:		
MFR.: Rayconn				SUR.:			PROTECTION ANGLE:		

pcc	80%			70%			50%			30%			10%			0	
p <sub>w</sub>	50%	30%	10%	50%	30%	10%	50%	30%	10%	50%	30%	10%	50%	30%	10%	0	
p <sub>fc</sub>	20%			20%			20%			20%			20%			0	
RCR	RCR:Room Cavity Ratio						Wall Exitance Coefficients(WEC)										
0.0																	
1.0	.146	.083	.026	.138	.079	.025	.124	.071	.023	.112	.064	.021	.100	.058	.019		
2.0	.134	.073	.023	.128	.070	.022	.116	.064	.020	.105	.059	.018	.095	.054	.017		
3.0	.124	.066	.020	.119	.064	.019	.109	.059	.018	.100	.055	.017	.091	.051	.016		
4.0	.116	.060	.018	.111	.058	.017	.103	.054	.016	.095	.051	.015	.088	.048	.014		
5.0	.108	.055	.016	.105	.054	.016	.097	.051	.015	.090	.048	.014	.084	.045	.014		
6.0	.102	.051	.015	.099	.050	.014	.092	.047	.014	.087	.045	.013	.081	.043	.013		
7.0	.097	.048	.014	.094	.047	.013	.088	.045	.013	.083	.043	.012	.078	.041	.012		
8.0	.092	.045	.013	.089	.044	.012	.084	.042	.012	.080	.040	.012	.075	.039	.011		
9.0	.088	.042	.012	.085	.042	.012	.081	.040	.011	.077	.038	.011	.073	.037	.011		
10.0	.084	.040	.011	.082	.039	.011	.078	.038	.011	.074	.037	.010	.070	.035	.010		

pcc	80%			70%			50%			30%			10%			0
p <sub>w</sub>	50%	30%	10%	50%	30%	10%	50%	30%	10%	50%	30%	10%	50%	30%	10%	0
p <sub>fc</sub>	20%			20%			20%			20%			20%			0
RCR	RCR:Room Cavity Ratio						Ceiling Cavity Exitance Coefficients(CCEC)									
0.0	.211	.211	.211	.180	.180	.180	.123	.123	.123	.071	.071	.071	.023	.023	.023	
1.0	.189	.178	.168	.162	.153	.144	.111	.105	.100	.064	.061	.058	.020	.020	.019	
2.0	.172	.153	.137	.147	.132	.119	.101	.091	.083	.058	.053	.049	.019	.017	.016	
3.0	.157	.134	.115	.134	.115	.100	.092	.080	.070	.053	.047	.041	.017	.015	.014	
4.0	.144	.119	.099	.124	.102	.086	.085	.071	.060	.049	.042	.036	.016	.014	.012	
5.0	.134	.106	.086	.115	.092	.075	.079	.064	.053	.046	.038	.031	.015	.012	.010	
6.0	.125	.096	.076	.108	.084	.066	.074	.058	.047	.043	.034	.028	.014	.011	.009	
7.0	.118	.088	.068	.101	.077	.059	.070	.054	.042	.041	.032	.025	.013	.010	.008	
8.0	.111	.082	.061	.096	.071	.054	.066	.050	.038	.038	.029	.023	.012	.010	.007	
9.0	.105	.076	.056	.091	.066	.049	.063	.046	.035	.037	.027	.021	.012	.009	.007	
10.0	.100	.071	.052	.087	.062	.045	.060	.044	.032	.035	.026	.019	.011	.008	.006	

C Range: 0 - 360DEG  
C Interval: 15.0DEG  
Test Speed: HIGH  
Temperature:25.3DEG  
Operators:ZhangXiao  
Test Date:2016-08-16

γ Range: 0 - 180DEG  
γ Interval: 1.0DEG  
Test System:EVERFINE GO-2000B\_V1 SYSTEM V2.0.265  
Humidity:65.0%  
Test Distance:6.590m [K=1.0000]  
Remarks:

### Uncorrected UGR Table

Test:U:226.6V I:0.1260A P:27.50W PF:0.9610 Lamp Flux:2319.32x1 lm											
NAME:					TYPE:			WEIGHT:			
DIM.:					SPEC.:			SERIAL No.:			
MFR.: Rayconn					SUR.:			PROTECTION ANGLE:			
ceiling/cavity	0.7	0.7	0.5	0.5	0.3	0.7	0.7	0.5	0.5	0.3	
walls	0.5	0.3	0.5	0.3	0.3	0.5	0.3	0.5	0.3	0.3	
working plane	0.2	0.2	0.2	0.2	0.2	0.2	0.2	0.2	0.2	0.2	
Room dimensions		Viewed crosswise					Viewed endwise				
x = 2H y = 2H	2H	7.2	7.9	7.4	8.1	8.2	7.3	7.9	7.5	8.1	8.3
	3H	8.4	9.0	8.7	9.2	9.5	8.5	9.1	8.7	9.3	9.5
	4H	9.1	9.7	9.4	10.0	10.2	9.2	9.8	9.5	10.1	10.3
	6H	10.1	10.6	10.4	10.9	11.2	10.2	10.7	10.5	11.0	11.3
	8H	10.6	11.2	11.0	11.5	11.8	10.7	11.3	11.1	11.6	11.9
	12H	11.3	11.8	11.7	12.1	12.4	11.4	11.9	11.7	12.2	12.5
4H	2H	7.6	8.1	7.9	8.4	8.7	7.6	8.2	7.9	8.5	8.7
	3H	9.0	9.6	9.4	9.9	10.2	9.1	9.6	9.5	9.9	10.3
	4H	10.0	10.5	10.4	10.8	11.2	10.1	10.6	10.5	10.9	11.3
	6H	11.2	11.6	11.6	12.0	12.4	11.3	11.7	11.7	12.1	12.5
	8H	11.9	12.3	12.3	12.7	13.1	12.0	12.4	12.4	12.7	13.2
	12H	12.7	13.1	13.1	13.5	13.9	12.8	13.1	13.2	13.5	14.0
8H	4H	10.4	10.8	10.9	11.2	11.6	10.5	10.9	10.9	11.3	11.7
	6H	11.9	12.2	12.4	12.7	13.1	12.0	12.3	12.4	12.7	13.2
	8H	12.8	13.0	13.2	13.5	14.0	12.8	13.1	13.3	13.6	14.1
	12H	13.8	14.0	14.3	14.5	15.0	13.8	14.1	14.4	14.6	15.1
12H	4H	10.5	10.9	11.0	11.3	11.7	10.6	10.9	11.0	11.4	11.8
	6H	12.1	12.4	12.6	12.8	13.3	12.1	12.4	12.6	12.9	13.4
	8H	13.0	13.3	13.6	13.8	14.3	13.1	13.4	13.6	13.8	14.4
Variations with the observer position at spacings:											
S = 1.0H	+ 0.2 / - 0.3					+ 0.3 / - 0.3					
1.5H	+ 0.3 / - 0.1					+ 0.3 / - 0.2					
2.0H	+ 0.1 / - 0.2					+ 0.1 / - 0.2					

CIE Pub.117 Corrected 2319 lm Total Lamp Luminous Flux.(8log(F/F0) = 2.9)

C Range: 0 - 360DEG  
C Interval: 15.0DEG  
Test Speed: HIGH  
Temperature:25.3DEG  
Operators:ZhangXiao  
Test Date:2016-08-16

γ Range: 0 - 180DEG  
γ Interval: 1.0DEG  
Test System:EVERFINE GO-2000B\_V1 SYSTEM V2.0.265  
Humidity:65.0%  
Test Distance:6.590m [K=1.0000]  
Remarks:

### UTILIZATION FACTORS TABLE

Test:U:226.6V I:0.1260A P:27.50W PF:0.9610 Lamp Flux:2319.32x1 lm		
NAME:	TYPE:	WEIGHT:
DIM.:	SPEC.:	SERIAL No.:
MFR.: Rayconn	SUR.:	PROTECTION ANGLE:

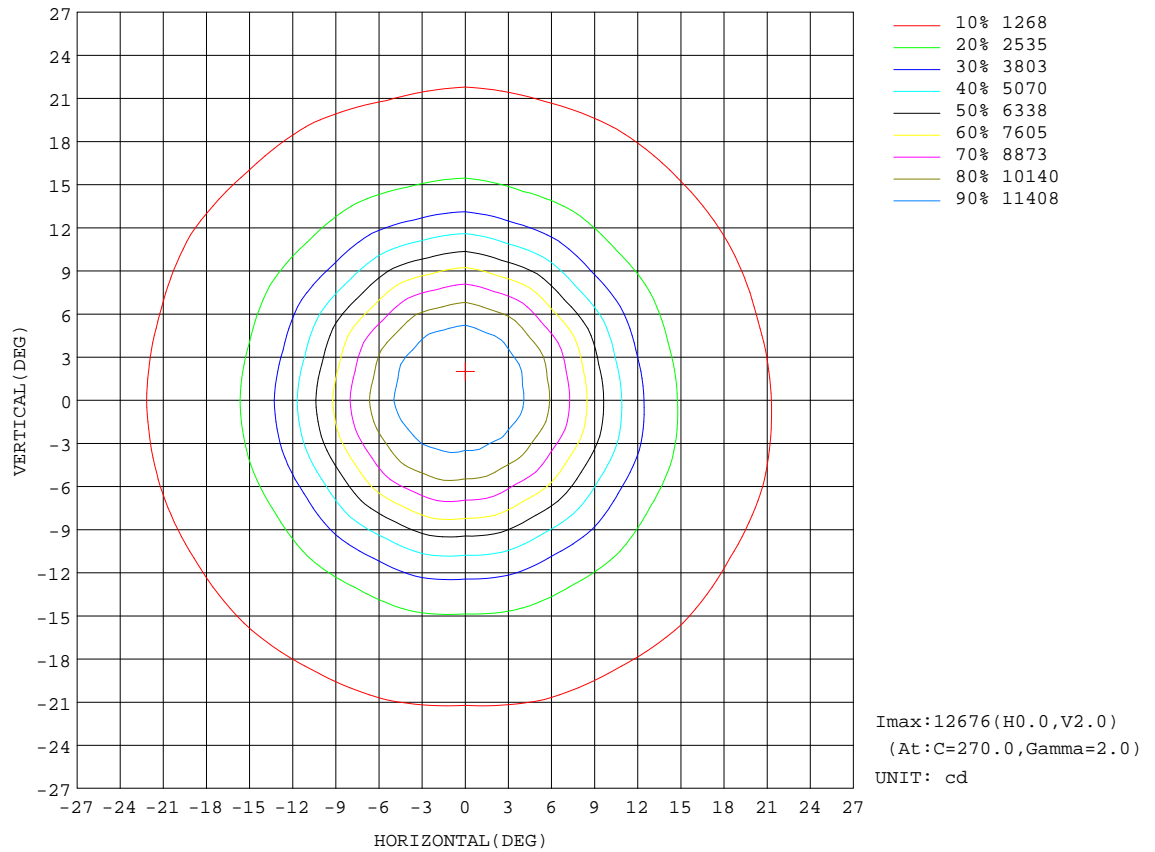
REFLECTANCE										
Ceiling	0.8	0.8	0.8	0.7	0.7	0.7	0.5	0.5	0.5	0
Walls	0.7	0.5	0.3	0.7	0.5	0.3	0.7	0.5	0.3	0
Working plane	0.2	0.2	0.2	0.2	0.2	0.2	0.2	0.2	0.2	0
ROOM INDEX	UTILIZATION FACTORS(PERCENT) $k(RI) \times RCR = 5$									
$k = 0.60$	88	82	79	88	82	79	87	82	78	75
0.80	95	90	86	95	89	86	93	89	86	82
1.00	99	94	90	98	93	90	97	93	89	85
1.25	103	98	95	102	97	94	100	96	93	89
1.50	106	101	98	104	100	97	102	98	96	91
2.00	108	104	101	106	103	100	103	100	98	92
2.50	110	106	103	108	104	102	104	102	100	93
3.00	111	108	105	109	106	104	105	103	101	94
4.00	113	110	108	111	109	107	107	105	104	96
5.00	114	112	110	112	110	109	108	106	105	97
ROOM INDEX	UF(total)									Direct
According to DIN EN 13032-2 2004			Suspended					SHRNOM = 1.25		

C Range: 0 - 360DEG  
C Interval: 15.0DEG  
Test Speed: HIGH  
Temperature:25.3DEG  
Operators:ZhangXiao  
Test Date:2016-08-16

$\gamma$  Range: 0 - 180DEG  
 $\gamma$  Interval: 1.0DEG  
 $\gamma$  Test System:EVERFINE GO-2000B\_V1 SYSTEM V2.0.265  
Humidity:65.0%  
Test Distance:6.590m [K=1.0000]  
Remarks:

### ISOCANDELA DIAGRAM

Test:U:226.6V I:0.1260A P:27.50W PF:0.9610 Lamp Flux:2319.32x1 lm		
NAME:	TYPE:	WEIGHT:
DIM.:	SPEC.:	SERIAL No.:
MFR.: Rayconn	SUR.:	PROTECTION ANGLE:



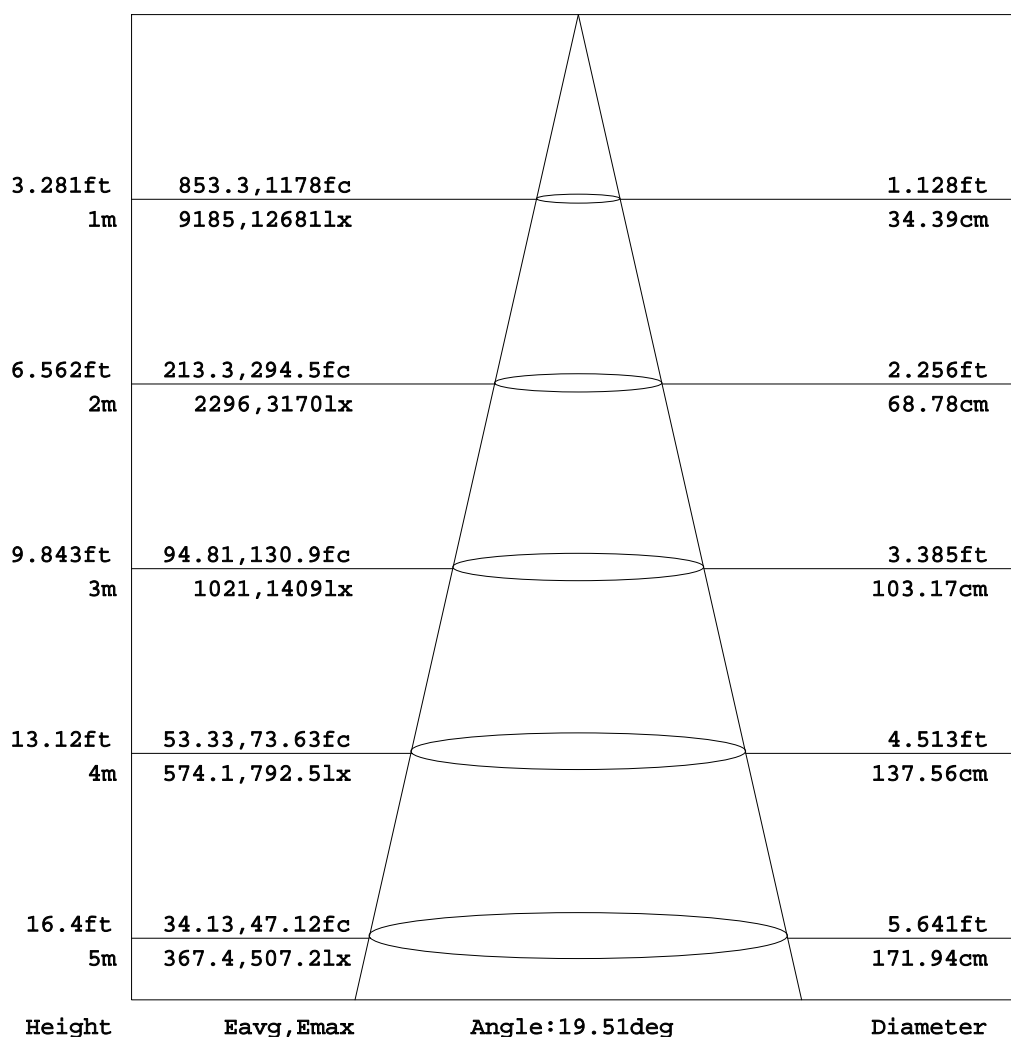
C Range: 0 - 360DEG  
C Interval: 15.0DEG  
Test Speed: HIGH  
Temperature:25.3DEG  
Operators:ZhangXiao  
Test Date:2016-08-16

γ Range: 0 - 180DEG  
γ Interval: 1.0DEG  
Test System:EVERFINE GO-2000B\_V1 SYSTEM V2.0.265  
Humidity:65.0%  
Test Distance:6.590m [K=1.0000]  
Remarks:

### AAI Figure

Test:U:226.6V I:0.1260A P:27.50W PF:0.9610 Lamp Flux:2319.32x1 lm		
NAME:	TYPE:	WEIGHT:
DIM.:	SPEC.:	SERIAL No.:
MFR.: Rayconn	SUR.:	PROTECTION ANGLE:

Flux out:897.2 lm



Note: The Curves indicate the illuminated area and the average illumination when the luminaire is at different distance.

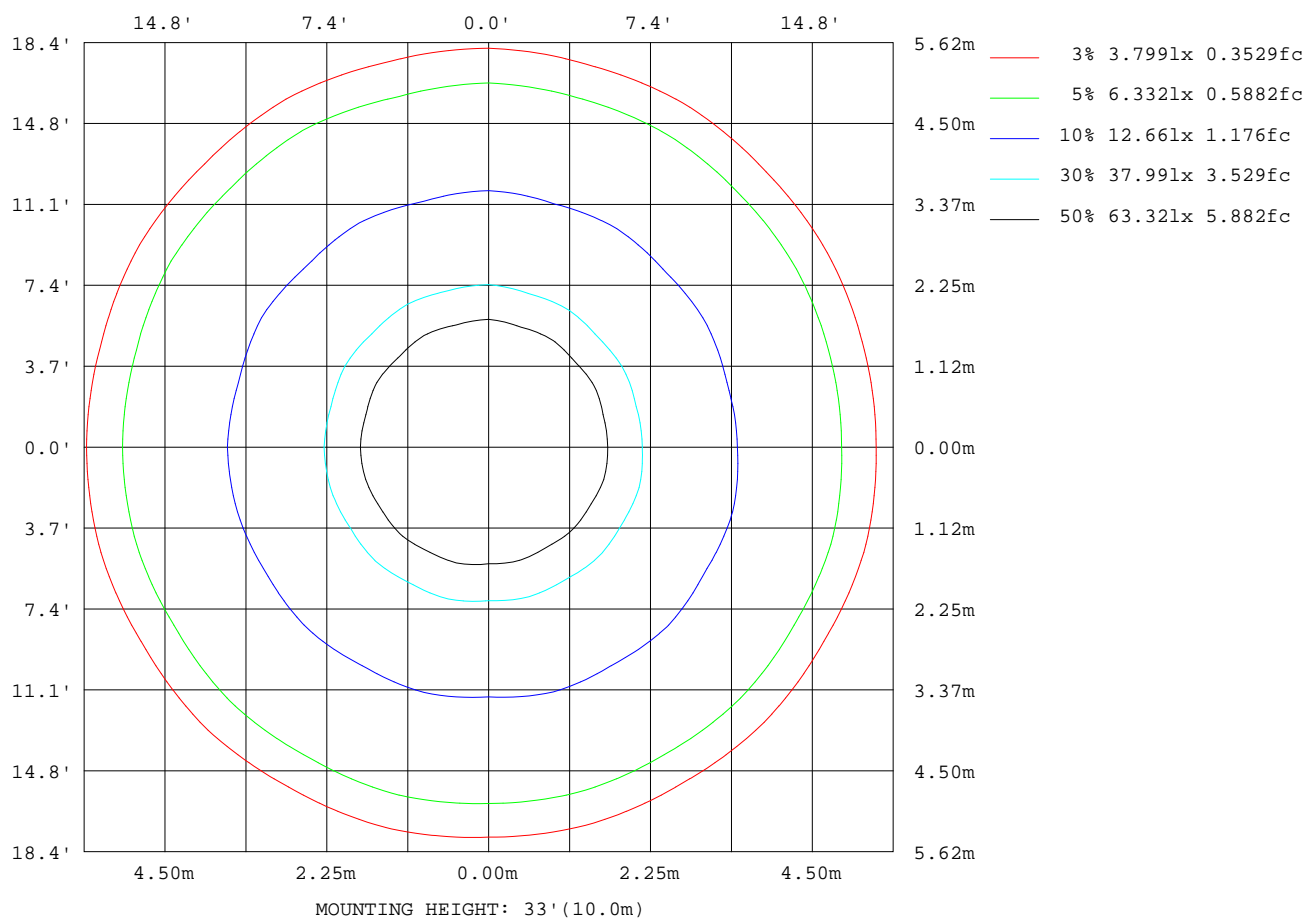
C Range: 0 - 360DEG  
C Interval: 15.0DEG  
Test Speed: HIGH  
Temperature: 25.3DEG  
Operators: ZhangXiao  
Test Date: 2016-08-16

γ Range: 0 - 180DEG  
γ Interval: 1.0DEG  
Test System: EVERFINE GO-2000B\_V1 SYSTEM V2.0.265  
Humidity: 65.0%  
Test Distance: 6.590m [K=1.0000]  
Remarks:



### ISOLUX DIAGRAM

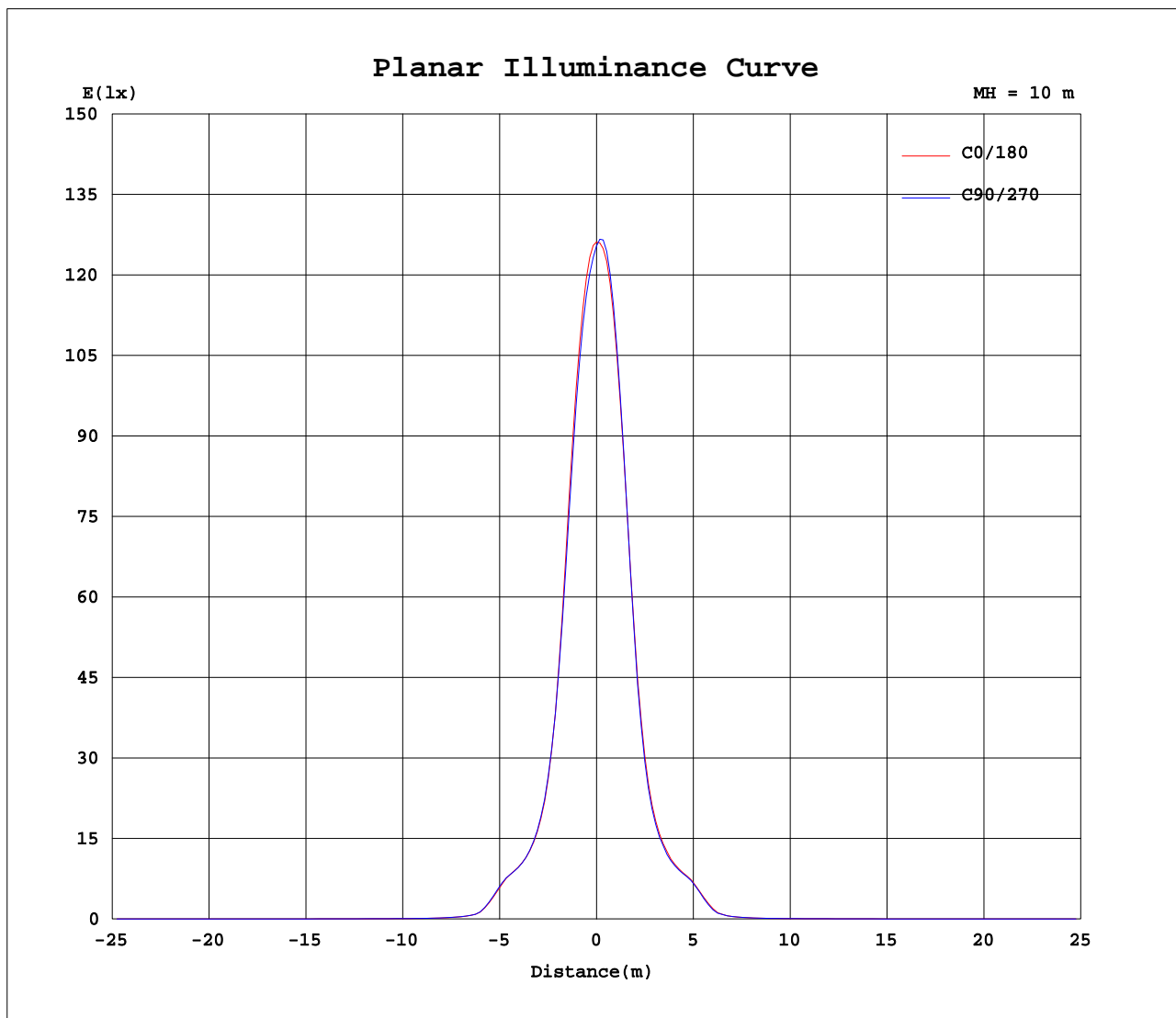
Test:U:226.6V I:0.1260A P:27.50W PF:0.9610 Lamp Flux:2319.32x1 lm		
NAME:	TYPE:	WEIGHT:
DIM.:	SPEC.:	SERIAL No.:
MFR.: Rayconn	SUR.:	PROTECTION ANGLE:



C Range: 0 - 360DEG  
C Interval: 15.0DEG  
Test Speed: HIGH  
Temperature: 25.3DEG  
Operators: ZhangXiao  
Test Date: 2016-08-16

γ Range: 0 - 180DEG  
γ Interval: 1.0DEG  
Test System: EVERFINE GO-2000B\_V1 SYSTEM V2.0.265  
Humidity: 65.0%  
Test Distance: 6.590m [K=1.0000]  
Remarks:

## Planar Illuminance Curve



C Range: 0 - 360DEG  
C Interval: 15.0DEG  
Test Speed: HIGH  
Temperature: 25.3DEG  
Operators: ZhangXiao  
Test Date: 2016-08-16

$\gamma$  Range: 0 - 180DEG  
 $\gamma$  Interval: 1.0DEG  
Test System: EVERFINE GO-2000B\_V1 SYSTEM V2.0.265  
Humidity: 65.0%  
Test Distance: 6.590m [K=1.0000]  
Remarks:

# LUMINOUS DISTRIBUTION INTENSITY DATA

Test:U:226.6V I:0.1260A P:27.50W PF:0.9610 Lamp Flux:2319.32x1 lm																			
NAME:										TYPE:					WEIGHT:				
DIM.:										SPEC.:					SERIAL No.:				
MFR.: Rayconn										SUR.:					PROTECTION ANGLE:				

Table--1

UNIT: ×10cd

C(DEG) γ (DEG)	0	15	30	45	60	75	90	105	120	135	150	165	180	195	210	225	240	255	270
0	1256	1256	1256	1256	1256	1256	1256	1256	1256	1256	1256	1256	1256	1256	1256	1256	1256	1256	1256
5	1076	1073	1052	1054	1043	1053	1052	1072	1079	1103	1109	1129	1134	1131	1150	1144	1161	1148	1158
10	590	598	580	587	572	585	580	605	608	639	639	666	671	660	684	664	683	657	672
15	242	250	245	253	247	253	248	258	256	268	266	277	279	273	283	272	280	266	272
20	138	141	139	141	140	142	139	142	141	145	145	150	151	147	152	146	149	143	145
25	101	104	102	104	102	103	103	104	104	105	105	107	107	108	109	107	107	104	106
30	31.7	33.4	30.9	33.0	31.1	33.5	33.1	36.9	36.9	41.8	41.3	44.6	44.7	44.2	46.3	43.8	45.2	40.9	41.7
35	7.77	7.93	7.77	8.09	7.93	8.30	8.09	8.58	8.27	8.56	8.28	8.68	8.63	8.36	8.71	8.35	8.68	8.34	8.75
40	3.68	3.69	3.67	3.75	3.76	3.83	3.81	3.92	3.81	3.84	3.76	3.83	3.77	3.70	3.76	3.70	3.79	3.74	3.87
45	2.65	2.65	2.64	2.68	2.69	2.73	2.74	2.77	2.75	2.75	2.73	2.74	2.70	2.67	2.69	2.66	2.70	2.68	2.76
50	2.03	2.01	2.00	2.02	2.04	2.07	2.08	2.11	2.10	2.12	2.11	2.11	2.06	2.02	2.04	2.02	2.05	2.03	2.08
55	1.55	1.55	1.53	1.53	1.53	1.54	1.55	1.58	1.59	1.61	1.61	1.62	1.55	1.52	1.53	1.53	1.56	1.53	1.55
60	1.27	1.28	1.28	1.28	1.27	1.26	1.27	1.29	1.30	1.30	1.30	1.31	1.25	1.23	1.25	1.26	1.28	1.26	1.27
65	1.11	1.12	1.13	1.14	1.14	1.14	1.15	1.14	1.14	1.14	1.14	1.14	1.10	1.09	1.10	1.10	1.11	1.10	1.10
70	0.97	0.98	0.98	0.98	0.99	0.99	1.00	0.99	0.99	0.99	0.98	0.99	0.96	0.96	0.96	0.96	0.96	0.96	0.96
75	0.83	0.84	0.84	0.85	0.85	0.85	0.85	0.86	0.86	0.86	0.86	0.86	0.84	0.84	0.84	0.84	0.85	0.84	0.84
80	0.73	0.73	0.73	0.74	0.74	0.74	0.74	0.74	0.74	0.74	0.74	0.74	0.73	0.73	0.73	0.73	0.74	0.74	0.74
85	0.62	0.62	0.62	0.62	0.62	0.63	0.63	0.64	0.64	0.66	0.64	0.64	0.66	0.66	0.66	0.66	0.66	0.66	0.66
90	0.46	0.46	0.46	0.46	0.46	0.45	0.46	0.46	0.46	0.51	0.47	0.48	0.57	0.57	0.57	0.57	0.58	0.57	0.57
95	0.38	0.38	0.37	0.37	0.37	0.37	0.38	0.38	0.38	0.41	0.39	0.38	0.57	0.57	0.57	0.57	0.57	0.57	0.57
100	0.34	0.34	0.34	0.34	0.34	0.34	0.34	0.34	0.34	0.36	0.34	0.34	0.57	0.57	0.57	0.57	0.57	0.57	0.57
105	0.37	0.37	0.38	0.38	0.38	0.37	0.38	0.37	0.37	0.37	0.37	0.37	0.58	0.58	0.58	0.58	0.58	0.59	0.58
110	0.45	0.45	0.45	0.45	0.46	0.45	0.45	0.45	0.45	0.44	0.45	0.44	0.60	0.61	0.61	0.61	0.61	0.61	0.61
115	0.53	0.53	0.53	0.53	0.53	0.53	0.53	0.52	0.53	0.52	0.52	0.52	0.64	0.65	0.65	0.65	0.65	0.65	0.65
120	0.62	0.61	0.62	0.61	0.62	0.61	0.62	0.61	0.61	0.60	0.61	0.60	0.71	0.71	0.71	0.72	0.72	0.72	0.72
125	0.77	0.77	0.78	0.77	0.78	0.77	0.77	0.75	0.76	0.74	0.75	0.74	0.84	0.84	0.84	0.84	0.84	0.85	0.84
130	1.03	1.02	1.03	1.02	1.03	1.02	1.03	1.01	1.01	0.99	1.00	0.98	1.05	1.06	1.05	1.06	1.05	1.06	1.06
135	1.32	1.32	1.33	1.32	1.33	1.32	1.32	1.31	1.31	1.29	1.30	1.28	1.32	1.33	1.32	1.33	1.32	1.33	1.33
140	1.58	1.58	1.59	1.58	1.59	1.57	1.58	1.57	1.57	1.55	1.56	1.55	1.58	1.58	1.58	1.58	1.58	1.59	1.59
145	1.75	1.75	1.76	1.75	1.76	1.75	1.75	1.74	1.75	1.73	1.74	1.73	1.76	1.76	1.76	1.76	1.76	1.77	1.77
150	1.86	1.86	1.87	1.86	1.87	1.86	1.86	1.86	1.86	1.85	1.85	1.85	1.88	1.88	1.88	1.88	1.88	1.88	1.88
155	1.94	1.94	1.94	1.94	1.94	1.94	1.94	1.93	1.94	1.93	1.93	1.93	1.95	1.95	1.95	1.95	1.96	1.96	1.96
160	1.98	1.98	1.98	1.98	1.98	1.98	1.98	1.98	1.98	1.98	1.98	1.98	1.99	1.99	1.99	1.99	1.99	1.99	1.99
165	1.99	1.99	1.99	1.99	1.99	1.99	1.99	1.99	1.99	1.99	1.99	1.99	2.00	2.00	2.00	2.00	2.00	2.00	2.00
170	1.94	1.95	1.94	1.95	1.95	1.95	1.95	1.95	1.96	1.96	1.96	1.96	1.98	1.97	1.98	1.97	1.98	1.97	1.98
175	1.83	1.83	1.83	1.84	1.84	1.84	1.85	1.85	1.85	1.85	1.86	1.85	1.87	1.88	1.88	1.88	1.89	1.88	1.89
180	1.81	1.82	1.82	1.82	1.83	1.83	1.83	1.83	1.83	1.83	1.83	1.83	1.81	1.82	1.82	1.82	1.83	1.83	1.83

C Range: 0 - 360DEG  
C Interval: 15.0DEG  
Test Speed: HIGH  
Temperature:25.3DEG  
Operators:ZhangXiao  
Test Date:2016-08-16

γ Range: 0 - 180DEG  
γ Interval: 1.0DEG  
Test System:EVERFINE GO-2000B\_V1 SYSTEM V2.0.265  
Humidity:65.0%  
Test Distance:6.590m [K=1.0000]  
Remarks:

# LUMINOUS DISTRIBUTION INTENSITY DATA

Test:U:226.6V I:0.1260A P:27.50W PF:0.9610 Lamp Flux:2319.32x1 lm		
NAME:	TYPE:	WEIGHT:
DIM.:	SPEC.:	SERIAL No.:
MFR.: Rayconn	SUR.:	PROTECTION ANGLE:

Table--2

UNIT: x10cd

C(DEC)	285	300	315	330	345														
γ (DEC)																			
0	1256	1256	1256	1256	1256														
5	1137	1139	1112	1112	1086														
10	638	646	611	620	592														
15	255	258	243	248	239														
20	141	142	138	139	136														
25	105	105	103	103	102														
30	37.6	38.0	34.0	34.5	32.2														
35	8.04	8.07	7.66	8.00	7.67														
40	3.68	3.69	3.64	3.75	3.68														
45	2.69	2.71	2.68	2.71	2.65														
50	2.06	2.07	2.06	2.07	2.04														
55	1.53	1.55	1.53	1.55	1.53														
60	1.25	1.26	1.25	1.25	1.24														
65	1.10	1.10	1.10	1.10	1.09														
70	0.96	0.96	0.96	0.95	0.95														
75	0.84	0.84	0.83	0.83	0.82														
80	0.73	0.73	0.73	0.73	0.72														
85	0.65	0.65	0.66	0.65	0.65														
90	0.56	0.57	0.58	0.58	0.56														
95	0.57	0.57	0.59	0.58	0.57														
100	0.57	0.57	0.58	0.58	0.57														
105	0.58	0.58	0.59	0.58	0.58														
110	0.61	0.61	0.61	0.61	0.61														
115	0.65	0.65	0.65	0.65	0.65														
120	0.72	0.72	0.72	0.72	0.73														
125	0.85	0.85	0.86	0.86	0.87														
130	1.07	1.07	1.08	1.08	1.09														
135	1.34	1.34	1.35	1.35	1.36														
140	1.59	1.59	1.60	1.60	1.61														
145	1.77	1.77	1.78	1.78	1.78														
150	1.89	1.88	1.89	1.89	1.89														
155	1.96	1.96	1.96	1.96	1.96														
160	1.99	1.99	1.99	1.99	1.99														
165	2.00	2.00	2.00	2.00	2.00														
170	1.97	1.98	1.97	1.97	1.97														
175	1.88	1.88	1.88	1.88	1.87														
180	1.83	1.84	1.83	1.83	1.83														

C Range: 0 - 360DEC  
C Interval: 15.0DEC  
Test Speed: HIGH  
Temperature:25.3DEC  
Operators:ZhangXiao  
Test Date:2016-08-16

γ Range: 0 - 180DEC  
γ Interval: 1.0DEC  
Test System:EVERFINE GO-2000B\_V1 SYSTEM V2.0.265  
Humidity:65.0%  
Test Distance:6.590m [K=1.0000]  
Remarks: