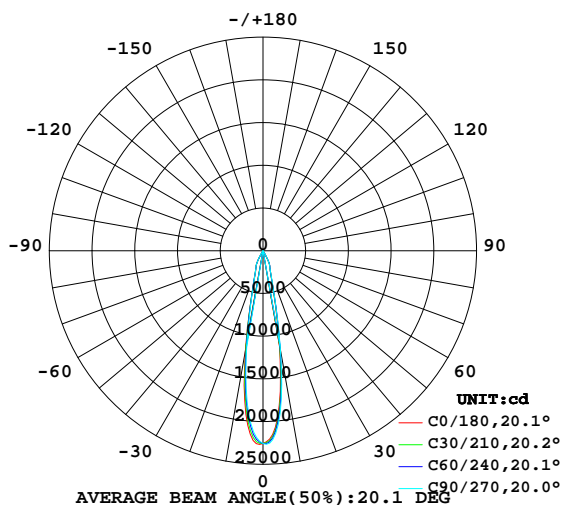


LUMINAIRE PHOTOMETRIC TEST REPORT

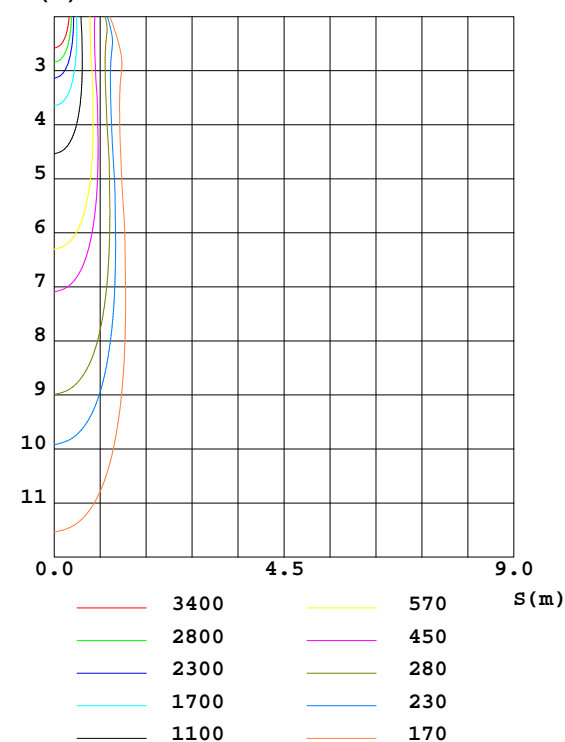
Test:U:226.6V I:0.1790A P:38.60W PF:0.9480 Lamp Flux:4189.3x1 lm		
NAME:	TYPE:	WEIGHT:
DIM.:	SPEC.:	SERIAL No.:
MFR.: Rayconn	SUR.:	PROTECTION ANGLE:

DATA OF LAMP		PHOTOMETRIC DATA Eff: 108.53 lm/W			
MODEL	TL12-40W-840-W-20	Imax(cd)	22740	S/MH(C0/180)	0.34
NOMINAL POWER(W)	38	LOR(%)	100.0	S/MH(C90/270)	0.34
RATED VOLTAGE(V)	226	TOTAL FLUX(lm)	4189.3	η UP,DN(C0-180)	1.3,49.5
NOMINAL FLUX(lm)	4189.3	CIE CLASS	DIRECT	η UP,DN(C180-360)	1.4,47.8
LAMPS INSIDE	1	η up(%)	2.7	CIBSE SHR NOM	0.00
TEST VOLTAGE(V)	226.6	η down(%)	97.3	CIBSE SHR MAX	1.00

LUMINOUS INTENSITY DISTRIBUTION DIAGRAM



C0 PLANE ISOLUX DIAGRAM (UNIT:lx)



C Range: 0 - 360DEG
C Interval: 15.0DEG
Test Speed: HIGH
Temperature:25.3DEG
Operators:ZhangXiao
Test Date:2016-08-01

γ Range: 0 - 180DEG
γ Interval: 1.0DEG
Test System:EVERFINE GO-2000B_V1 SYSTEM V2.0.265
Humidity:65.0%
Test Distance:6.610m [K=1.0000]
Remarks:

ZONAL FLUX DIAGRAM

ZONAL FLUX DIAGRAM:

γ	C0	C45	C90	C135	C180	C225	C270	C315	γ	Φ zone	Φ total	%lum, lamp
10	1100	1171	1184	1228	1188	1105	1081	1046	0- 10	1620	1620	38.7,38.7
20	253.1	258.5	256.9	261.4	255.2	259.6	260.6	250.3	10- 20	1431	3051	72.8,72.8
30	64.62	70.65	69.11	75.10	70.04	67.17	67.57	63.57	20- 30	786.6	3838	91.6,91.6
40	7.005	6.732	7.056	6.891	7.243	7.272	6.945	6.911	30- 40	126.5	3965	94.6,94.6
50	3.822	3.722	3.742	3.802	3.841	3.686	3.656	3.629	40- 50	38.73	4003	95.6,95.6
60	2.331	2.317	2.352	2.330	2.311	2.288	2.194	2.198	50- 60	25.81	4029	96.2,96.2
70	1.767	1.786	1.772	1.764	1.745	1.747	1.712	1.687	60- 70	19.91	4049	96.7,96.7
80	1.323	1.343	1.322	1.315	1.307	1.329	1.299	1.288	70- 80	16.06	4065	97,97
90	0.8479	0.9552	0.8843	0.8742	1.037	1.162	1.044	1.040	80- 90	12.49	4078	97.3,97.3
100	0.6336	0.6598	0.6398	0.6317	1.052	1.079	1.054	1.057	90-100	9.793	4087	97.6,97.6
110	0.8359	0.8279	0.8303	0.8198	1.114	1.127	1.118	1.122	100-110	9.429	4097	97.8,97.8
120	1.128	1.119	1.126	1.113	1.311	1.326	1.322	1.329	110-120	10.77	4108	98,98
130	1.863	1.822	1.824	1.804	1.937	1.974	1.976	1.995	120-130	13.44	4121	98.4,98.4
140	2.862	2.842	2.845	2.832	2.888	2.915	2.917	2.935	130-140	18.53	4139	98.8,98.8
150	3.382	3.379	3.383	3.376	3.425	3.435	3.434	3.447	140-150	19.92	4159	99.3,99.3
160	3.600	3.600	3.603	3.601	3.621	3.627	3.624	3.628	150-160	16.32	4176	99.7,99.7
170	3.552	3.566	3.571	3.573	3.591	3.590	3.584	3.581	160-170	10.27	4186	99.9,99.9
180	3.331	3.339	3.326	3.315	3.333	3.338	3.328	3.316	170-180	3.304	4189	100,100
DEG	LUMINOUS INTENSITY:×10cd									UNIT:lm		

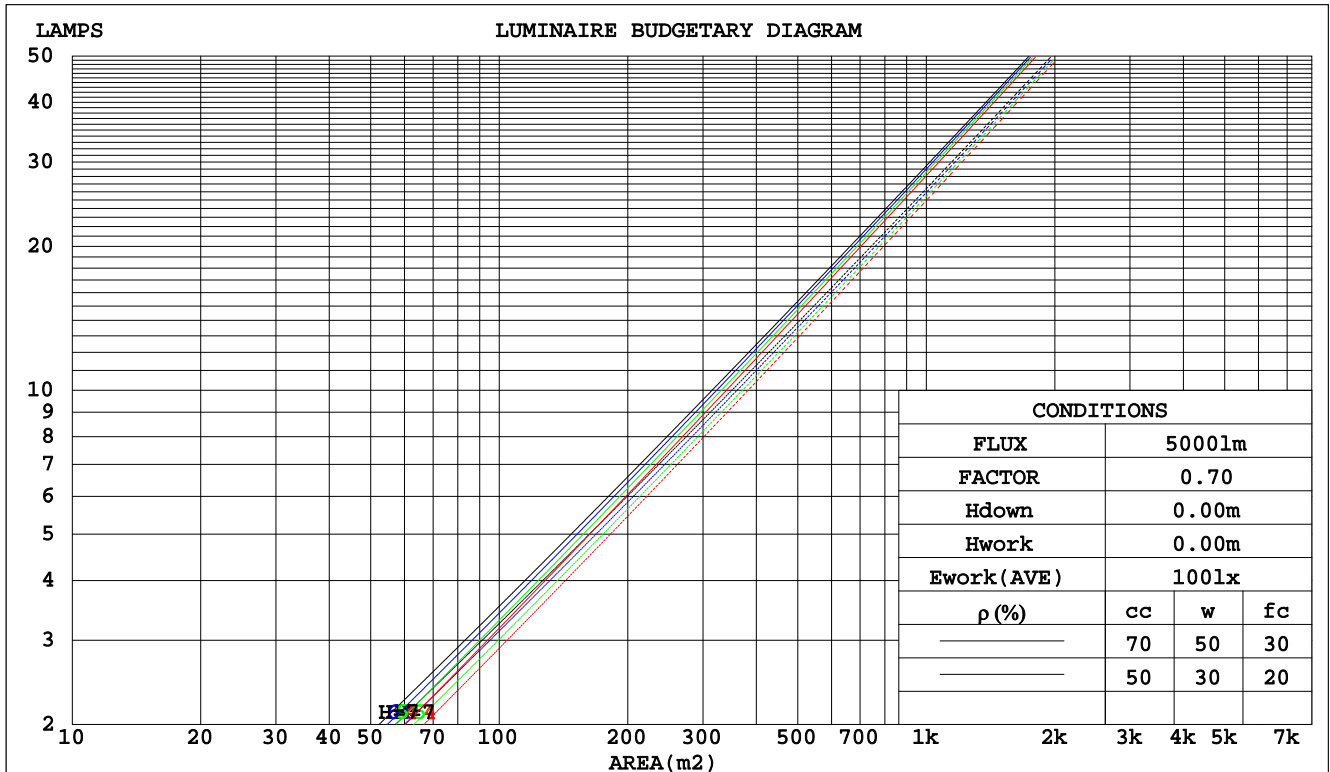
C Range: 0 - 360DEG
C Interval: 15.0DEG
Test Speed: HIGH
Temperature:25.3DEG
Operators:ZhangXiao
Test Date:2016-08-01

γ Range: 0 - 180DEG
γ Interval: 1.0DEG
Test System:EVERFINE GO-2000B_V1 SYSTEM V2.0.265
Humidity:65.0%
Test Distance:6.610m [K=1.0000]
Remarks:

CU AND LUMINAIRE BUDGETARY ESTIMATE DIAGRAM

Test:U:226.6V I:0.1790A P:38.60W PF:0.9480 Lamp Flux:4189.3x1 lm		
NAME:	TYPE:	WEIGHT:
DIM.:	SPEC.:	SERIAL No.:
MFR.: Rayconn	SUR.:	PROTECTION ANGLE:

pcc	80%			70%			50%			30%			10%			0
pw	50%	30%	10%	50%	30%	10%	50%	30%	10%	50%	30%	10%	50%	30%	10%	0
pfc	20%			20%			20%			20%			20%			0
RCR	Coefficients of Utilization(CU)															
0.0	1.18	1.18	1.18	1.15	1.15	1.15	1.10	1.10	1.10	1.04	1.04	1.04	.00	.00	.00	.97
1.0	1.12	1.10	1.08	1.09	1.08	1.06	1.05	1.04	1.02	1.01	.00	.99	.97	.96	.95	.94
2.0	1.06	1.03	1.00	1.04	1.02	.99	1.01	.99	.97	.98	.96	.94	.94	.93	.92	.90
3.0	1.01	.98	.95	.00	.97	.94	.97	.94	.92	.94	.92	.90	.92	.90	.89	.87
4.0	.97	.93	.90	.96	.92	.89	.94	.91	.88	.92	.89	.87	.90	.87	.86	.84
5.0	.94	.89	.86	.93	.89	.86	.91	.87	.85	.89	.86	.84	.87	.85	.83	.82
6.0	.90	.86	.83	.90	.86	.83	.88	.84	.82	.86	.83	.81	.85	.83	.80	.79
7.0	.87	.83	.80	.87	.83	.80	.85	.82	.79	.84	.81	.79	.83	.80	.78	.77
8.0	.85	.81	.78	.84	.80	.77	.83	.79	.77	.82	.79	.76	.81	.78	.76	.75
9.0	.82	.78	.75	.82	.78	.75	.81	.77	.75	.80	.77	.74	.79	.76	.74	.73
10.0	.80	.76	.73	.80	.76	.73	.79	.75	.73	.78	.75	.73	.77	.74	.72	.71



C Range: 0 - 360DEG
C Interval: 15.0DEG
Test Speed: HIGH
Temperature:25.3DEG
Operators:ZhangXiao
Test Date:2016-08-01

γ Range: 0 - 180DEG
γ Interval: 1.0DEG
Test System:EVERFINE GO-2000B_V1 SYSTEM V2.0.265
Humidity:65.0%
Test Distance:6.610m [K=1.0000]
Remarks:

WEC AND CCEC

Test:U:226.6V I:0.1790A P:38.60W PF:0.9480 Lamp Flux:4189.3x1 lm									
NAME:				TYPE:				WEIGHT:	
DIM.:				SPEC.:				SERIAL No.:	
MFR.: Rayconn				SUR.:				PROTECTION ANGLE:	

pcc	80%			70%			50%			30%			10%			0
pw	50%	30%	10%	50%	30%	10%	50%	30%	10%	50%	30%	10%	50%	30%	10%	0
pfc	20%			20%			20%			20%			20%			0
RCR	RCR:Room Cavity Ratio						Wall Exitance Coefficients(WEC)									
0.0																
1.0	.146	.083	.026	.138	.079	.025	.124	.071	.023	.111	.064	.021	.100	.058	.019	
2.0	.134	.073	.022	.128	.070	.022	.116	.064	.020	.105	.059	.018	.095	.054	.017	
3.0	.124	.066	.020	.119	.064	.019	.109	.059	.018	.100	.055	.017	.091	.050	.016	
4.0	.116	.060	.018	.111	.058	.017	.103	.054	.016	.095	.051	.015	.087	.048	.014	
5.0	.108	.055	.016	.105	.054	.016	.097	.051	.015	.090	.048	.014	.084	.045	.013	
6.0	.102	.051	.015	.099	.050	.014	.092	.047	.014	.086	.045	.013	.081	.043	.013	
7.0	.097	.048	.014	.094	.047	.013	.088	.045	.013	.083	.042	.012	.078	.040	.012	
8.0	.092	.045	.013	.089	.044	.012	.084	.042	.012	.080	.040	.012	.075	.039	.011	
9.0	.088	.042	.012	.085	.042	.012	.081	.040	.011	.077	.038	.011	.073	.037	.011	
10.0	.084	.040	.011	.082	.039	.011	.078	.038	.011	.074	.037	.010	.070	.035	.010	

pcc	80%			70%			50%			30%			10%			0
ρw	50%	30%	10%	50%	30%	10%	50%	30%	10%	50%	30%	10%	50%	30%	10%	0
ρfc	20%			20%			20%			20%			20%			0
RCR	RCR:Room Cavity Ratio			Ceiling Cavity Exitance Coefficients(CCEC)												
0.0	.211	.211	.211	.180	.180	.180	.123	.123	.123	.071	.071	.071	.023	.023	.023	
1.0	.189	.178	.168	.162	.153	.144	.111	.105	.100	.064	.061	.058	.020	.020	.019	
2.0	.172	.153	.138	.147	.132	.119	.101	.091	.083	.058	.053	.049	.019	.017	.016	
3.0	.157	.134	.116	.135	.116	.100	.092	.080	.070	.053	.047	.041	.017	.015	.014	
4.0	.145	.119	.099	.124	.103	.086	.085	.072	.061	.049	.042	.036	.016	.014	.012	
5.0	.134	.107	.086	.115	.092	.075	.079	.064	.053	.046	.038	.031	.015	.012	.010	
6.0	.125	.097	.076	.108	.084	.066	.074	.059	.047	.043	.035	.028	.014	.011	.009	
7.0	.118	.089	.068	.101	.077	.059	.070	.054	.042	.041	.032	.025	.013	.010	.008	
8.0	.111	.082	.062	.096	.071	.054	.066	.050	.038	.039	.029	.023	.012	.010	.008	
9.0	.106	.076	.056	.091	.066	.049	.063	.047	.035	.037	.027	.021	.012	.009	.007	
10.0	.101	.072	.052	.087	.062	.046	.060	.044	.032	.035	.026	.019	.011	.008	.006	

C Range: 0 - 360DEG
C Interval: 15.0DEG
Test Speed: HIGH
Temperature:25.3DEG
Operators:ZhangXiao
Test Date:2016-08-01

γ Range: 0 - 180DEG
γ Interval: 1.0DEG
Test System:EVERFINE GO-2000B_V1 SYSTEM V2.0.265
Humidity:65.0%
Test Distance:6.610m [K=1.0000]
Remarks:

Uncorrected UGR Table

Test:U:226.6V I:0.1790A P:38.60W PF:0.9480 Lamp Flux:4189.3x1 lm											
NAME:					TYPE:			WEIGHT:			
DIM.:					SPEC.:			SERIAL No.:			
MFR.: Rayconn					SUR.:			PROTECTION ANGLE:			
ceiling/cavity	0.7	0.7	0.5	0.5	0.3	0.7	0.7	0.5	0.5	0.3	
walls	0.5	0.3	0.5	0.3	0.3	0.5	0.3	0.5	0.3	0.3	
working plane	0.2	0.2	0.2	0.2	0.2	0.2	0.2	0.2	0.2	0.2	
Room dimensions		Viewed crosswise					Viewed endwise				
x = 2H y = 2H		9.4	10.1	9.7	10.3	10.5	9.4	10.1	9.7	10.3	10.5
3H		10.6	11.2	10.9	11.4	11.7	10.6	11.2	10.9	11.4	11.7
4H		11.3	11.9	11.6	12.2	12.4	11.3	11.9	11.6	12.2	12.4
6H		12.3	12.8	12.6	13.1	13.4	12.2	12.8	12.6	13.1	13.4
8H		12.8	13.3	13.1	13.6	13.9	12.8	13.3	13.1	13.6	13.9
12H		13.4	14.0	13.8	14.3	14.6	13.4	13.9	13.8	14.3	14.6
4H 2H		9.8	10.4	10.1	10.6	10.9	9.8	10.3	10.1	10.6	10.9
3H		11.2	11.7	11.6	12.0	12.4	11.2	11.7	11.6	12.0	12.4
4H		12.2	12.7	12.6	13.0	13.3	12.2	12.6	12.6	13.0	13.3
6H		13.4	13.8	13.8	14.2	14.5	13.3	13.8	13.7	14.1	14.5
8H		14.0	14.4	14.5	14.8	15.2	14.0	14.4	14.4	14.8	15.2
12H		14.8	15.2	15.3	15.6	16.0	14.8	15.2	15.2	15.6	16.0
8H 4H		12.6	13.0	13.0	13.4	13.8	12.6	13.0	13.0	13.4	13.8
6H		14.0	14.4	14.5	14.8	15.3	14.0	14.3	14.5	14.8	15.2
8H		14.9	15.2	15.4	15.6	16.1	14.9	15.1	15.3	15.6	16.1
12H		15.9	16.1	16.4	16.6	17.2	15.9	16.1	16.4	16.6	17.1
12H 4H		12.7	13.0	13.1	13.4	13.9	12.7	13.0	13.1	13.4	13.9
6H		14.2	14.5	14.7	15.0	15.5	14.2	14.5	14.7	14.9	15.4
8H		15.2	15.4	15.7	15.9	16.4	15.2	15.4	15.7	15.9	16.4
Variations with the observer position at spacings:											
S = 1.0H		+ 0.2 / - 0.3					+ 0.3 / - 0.3				
1.5H		+ 0.3 / - 0.2					+ 0.3 / - 0.2				
2.0H		+ 0.1 / - 0.2					+ 0.1 / - 0.2				

CIE Pub.117 Corrected 4189 lm Total Lamp Luminous Flux.(8log(F/F0) = 5.0)

C Range: 0 - 360DEG
C Interval: 15.0DEG
Test Speed: HIGH
Temperature:25.3DEG
Operators:ZhangXiao
Test Date:2016-08-01

γ Range: 0 - 180DEG
γ Interval: 1.0DEG
Test System:EVERFINE GO-2000B_V1 SYSTEM V2.0.265
Humidity:65.0%
Test Distance:6.610m [K=1.0000]
Remarks:

UTILIZATION FACTORS TABLE

Test:U:226.6V I:0.1790A P:38.60W PF:0.9480 Lamp Flux:4189.3x1 lm		
NAME:	TYPE:	WEIGHT:
DIM.:	SPEC.:	SERIAL No.:
MFR.: Rayconn	SUR.:	PROTECTION ANGLE:

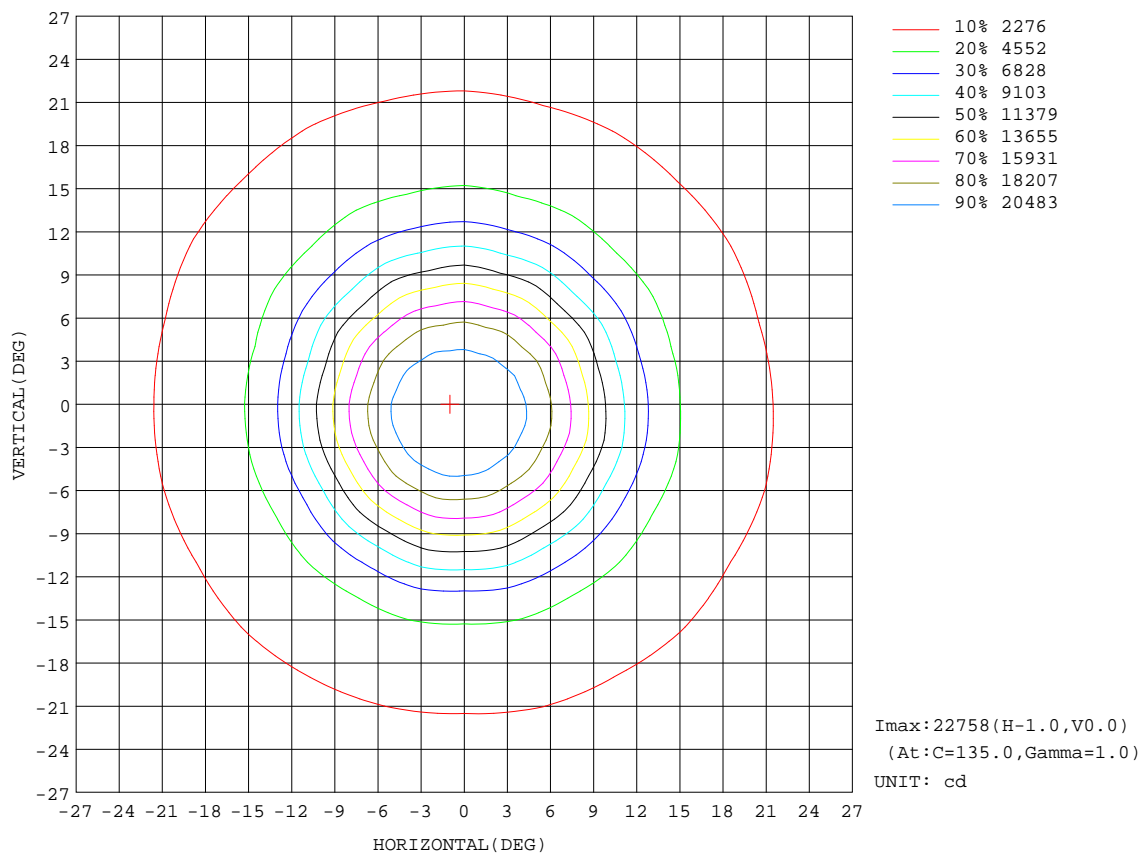
REFLECTANCE										
Ceiling	0.8	0.8	0.8	0.7	0.7	0.7	0.5	0.5	0.5	0
Walls	0.7	0.5	0.3	0.7	0.5	0.3	0.7	0.5	0.3	0
Working plane	0.2	0.2	0.2	0.2	0.2	0.2	0.2	0.2	0.2	0
ROOM INDEX	UTILIZATION FACTORS(PERCENT) $k(RI) \times RCR = 5$									
$k = 0.60$	88	82	79	88	82	79	87	82	78	75
0.80	95	90	86	95	89	86	93	89	86	82
1.00	99	94	90	98	93	90	97	93	89	85
1.25	103	98	95	102	97	94	100	96	93	89
1.50	106	101	98	104	100	97	102	98	96	91
2.00	108	104	101	106	103	100	103	100	98	92
2.50	110	106	103	108	104	102	104	102	100	93
3.00	111	108	105	109	106	104	105	103	101	94
4.00	113	110	108	111	109	107	107	105	104	96
5.00	114	112	110	112	110	109	108	106	105	97
ROOM INDEX	UF(total)									Direct
According to DIN EN 13032-2 2004			Suspended					SHRNOM = 1.25		

C Range: 0 - 360DEG
C Interval: 15.0DEG
Test Speed: HIGH
Temperature:25.3DEG
Operators:ZhangXiao
Test Date:2016-08-01

γ Range: 0 - 180DEG
 γ Interval: 1.0DEG
 γ Test System:EVERFINE GO-2000B_V1 SYSTEM V2.0.265
Humidity:65.0%
Test Distance:6.610m [K=1.0000]
Remarks:

ISOCANDELA DIAGRAM

Test:U:226.6V I:0.1790A P:38.60W PF:0.9480 Lamp Flux:4189.3x1 lm		
NAME:	TYPE:	WEIGHT:
DIM.:	SPEC.:	SERIAL No.:
MFR.: Rayconn	SUR.:	PROTECTION ANGLE:

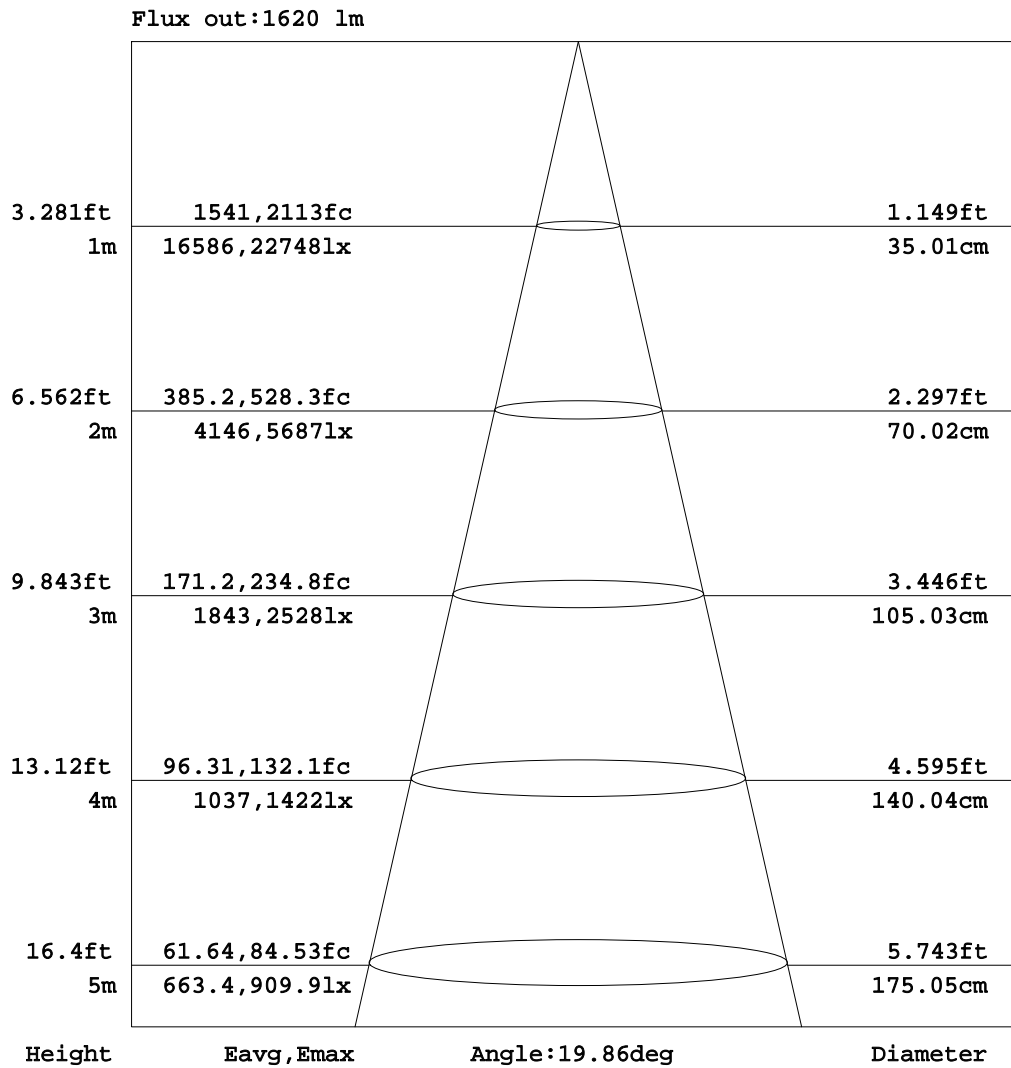


C Range: 0 - 360DEG
C Interval: 15.0DEG
Test Speed: HIGH
Temperature:25.3DEG
Operators:ZhangXiao
Test Date:2016-08-01

γ Range: 0 - 180DEG
 γ Interval: 1.0DEG
Test System:EVERFINE GO-2000B_V1 SYSTEM V2.0.265
Humidity:65.0%
Test Distance:6.610m [K=1.0000]
Remarks:

AAI Figure

Test:U:226.6V I:0.1790A P:38.60W PF:0.9480 Lamp Flux:4189.3x1 lm		
NAME:	TYPE:	WEIGHT:
DIM.:	SPEC.:	SERIAL No.:
MFR.: Rayconn	SUR.:	PROTECTION ANGLE:



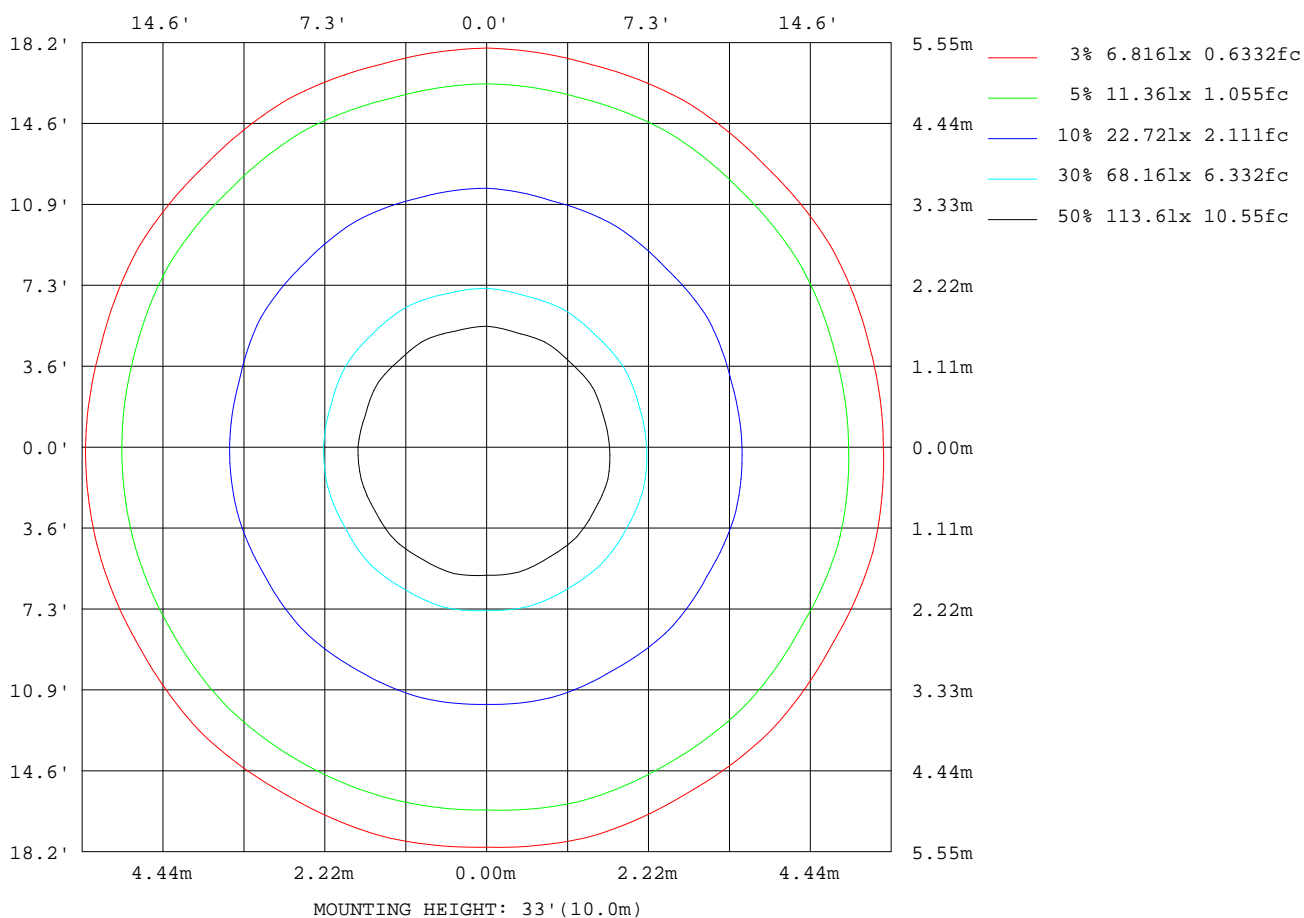
Note:The Curves indicate the illuminated area and the average illumination when the luminaire is at different distance.

C Range: 0 - 360DEG
C Interval: 15.0DEG
Test Speed: HIGH
Temperature:25.3DEG
Operators:ZhangXiao
Test Date:2016-08-01

γ Range: 0 - 180DEG
γ Interval: 1.0DEG
Test System:EVERFINE GO-2000B_V1 SYSTEM V2.0.265
Humidity:65.0%
Test Distance:6.610m [K=1.0000]
Remarks:

ISOLUX DIAGRAM

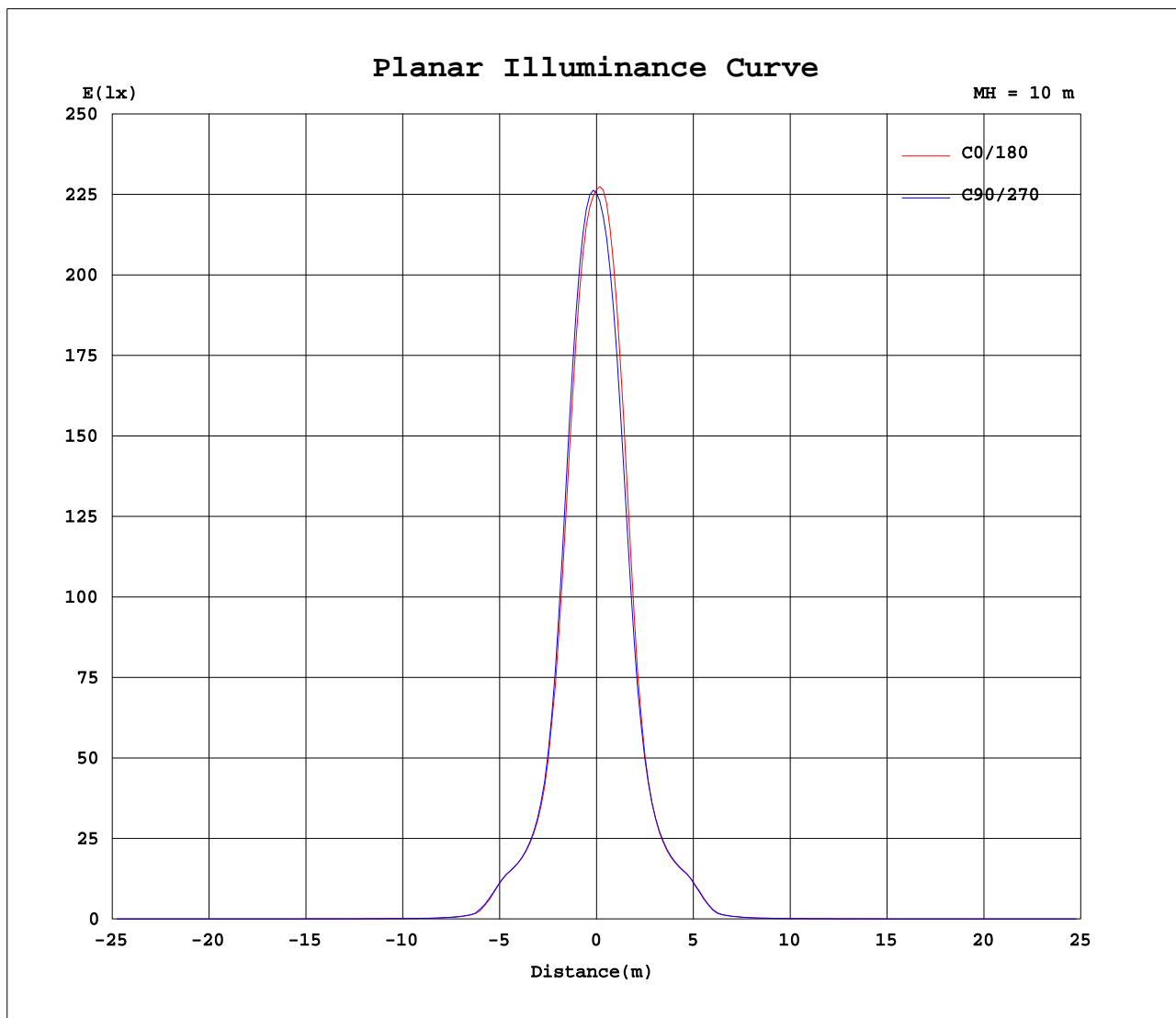
Test:U:226.6V I:0.1790A P:38.60W PF:0.9480 Lamp Flux:4189.3x1 lm		
NAME:	TYPE:	WEIGHT:
DIM.:	SPEC.:	SERIAL No.:
MFR.: Rayconn	SUR.:	PROTECTION ANGLE:



C Range: 0 - 360DEG
C Interval: 15.0DEG
Test Speed: HIGH
Temperature: 25.3DEG
Operators: ZhangXiao
Test Date: 2016-08-01

γ Range: 0 - 180DEG
γ Interval: 1.0DEG
Test System: EVERFINE GO-2000B_V1 SYSTEM V2.0.265
Humidity: 65.0%
Test Distance: 6.610m [K=1.0000]
Remarks:

Planar Illuminance Curve



C Range: 0 - 360DEG
C Interval: 15.0DEG
Test Speed: HIGH
Temperature: 25.3DEG
Operators: ZhangXiao
Test Date: 2016-08-01

γ Range: 0 - 180DEG
 γ Interval: 1.0DEG
Test System: EVERFINE GO-2000B_V1 SYSTEM V2.0.265
Humidity: 65.0%
Test Distance: 6.610m [K=1.0000]
Remarks:

LUMINOUS DISTRIBUTION INTENSITY DATA

Test:U:226.6V I:0.1790A P:38.60W PF:0.9480 Lamp Flux:4189.3x1 lm																			
NAME:										TYPE:					WEIGHT:				
DIM.:										SPEC.:					SERIAL No.:				
MFR.: Rayconn										SUR.:					PROTECTION ANGLE:				

Table--1

UNIT: ×10cd

γ (DEG) \ C (DEG)	0	15	30	45	60	75	90	105	120	135	150	165	180	195	210	225	240	255	270
0	2256	2256	2256	2256	2256	2256	2256	2256	2256	2256	2256	2256	2256	2256	2256	2256	2256	2256	2256
5	1962	1987	1986	2011	2013	2042	2045	2070	2068	2084	2070	2076	2051	2017	2008	1966	1955	1918	1918
10	1100	1141	1130	1171	1157	1199	1184	1225	1201	1228	1190	1208	1188	1135	1157	1105	1120	1066	1081
15	455	470	462	480	471	487	474	490	477	488	468	477	473	459	482	469	483	462	469
20	253	257	253	259	255	260	257	260	258	261	256	258	255	254	263	260	265	259	261
25	185	189	185	190	190	191	186	187	190	191	188	190	187	188	191	189	191	187	188
30	64.6	67.6	66.4	70.6	67.2	73.7	69.1	74.7	70.0	75.1	68.0	70.8	70.0	67.8	70.1	67.2	69.9	66.1	67.6
35	14.6	15.8	14.9	16.0	14.9	15.9	15.3	16.3	15.4	16.3	15.3	15.9	16.0	15.4	15.8	15.2	15.8	15.0	15.8
40	7.00	6.84	6.97	6.73	6.92	6.75	7.06	7.00	7.09	6.89	7.15	7.13	7.24	7.38	7.19	7.27	7.08	7.21	6.94
45	4.95	4.98	4.88	4.87	4.84	4.87	4.88	4.93	4.89	4.93	4.96	5.07	5.07	5.03	5.05	4.94	4.95	4.91	4.91
50	3.82	3.83	3.73	3.72	3.71	3.74	3.74	3.76	3.76	3.80	3.81	3.87	3.84	3.80	3.78	3.69	3.68	3.65	3.66
55	2.90	2.90	2.83	2.82	2.83	2.86	2.87	2.87	2.85	2.89	2.90	2.94	2.88	2.85	2.86	2.80	2.77	2.71	2.70
60	2.33	2.36	2.31	2.32	2.33	2.36	2.35	2.35	2.33	2.33	2.35	2.38	2.31	2.30	2.31	2.29	2.27	2.23	2.19
65	2.03	2.05	2.04	2.05	2.05	2.05	2.05	2.04	2.03	2.04	2.05	2.07	2.01	2.00	2.00	2.00	1.99	1.97	1.96
70	1.77	1.79	1.78	1.79	1.78	1.78	1.77	1.77	1.75	1.76	1.79	1.80	1.75	1.74	1.74	1.75	1.73	1.72	1.71
75	1.52	1.55	1.53	1.56	1.54	1.55	1.53	1.54	1.53	1.54	1.54	1.56	1.52	1.51	1.52	1.52	1.51	1.48	1.47
80	1.32	1.33	1.33	1.34	1.33	1.33	1.32	1.32	1.31	1.32	1.32	1.33	1.31	1.31	1.32	1.33	1.31	1.30	1.30
85	1.11	1.13	1.14	1.18	1.14	1.14	1.13	1.12	1.11	1.11	1.11	1.12	1.16	1.16	1.18	1.24	1.18	1.16	1.16
90	0.85	0.85	0.88	0.96	0.90	0.88	0.88	0.88	0.87	0.87	0.87	0.87	1.04	1.04	1.07	1.16	1.07	1.04	1.04
95	0.70	0.70	0.73	0.79	0.75	0.72	0.73	0.72	0.72	0.72	0.72	0.71	1.04	1.05	1.09	1.13	1.06	1.05	1.05
100	0.63	0.63	0.64	0.66	0.65	0.64	0.64	0.64	0.64	0.63	0.63	0.63	1.05	1.06	1.06	1.08	1.06	1.06	1.05
105	0.70	0.69	0.70	0.69	0.70	0.68	0.69	0.68	0.69	0.68	0.68	0.68	1.07	1.07	1.07	1.08	1.08	1.08	1.07
110	0.84	0.83	0.83	0.83	0.83	0.83	0.83	0.82	0.83	0.82	0.83	0.82	1.11	1.12	1.12	1.13	1.12	1.12	1.12
115	0.97	0.97	0.97	0.97	0.98	0.97	0.97	0.96	0.97	0.96	0.97	0.96	1.19	1.19	1.19	1.20	1.19	1.20	1.19
120	1.13	1.12	1.13	1.12	1.13	1.12	1.13	1.12	1.12	1.11	1.12	1.11	1.31	1.32	1.32	1.33	1.32	1.33	1.32
125	1.40	1.39	1.40	1.38	1.39	1.38	1.39	1.37	1.38	1.37	1.38	1.37	1.54	1.56	1.56	1.57	1.56	1.58	1.57
130	1.86	1.84	1.85	1.82	1.83	1.81	1.82	1.81	1.82	1.80	1.82	1.80	1.94	1.96	1.95	1.97	1.97	1.99	1.98
135	2.40	2.38	2.39	2.36	2.37	2.35	2.36	2.35	2.36	2.34	2.36	2.34	2.43	2.45	2.44	2.47	2.46	2.48	2.47
140	2.86	2.85	2.86	2.84	2.85	2.84	2.84	2.83	2.84	2.83	2.84	2.83	2.89	2.90	2.90	2.92	2.91	2.93	2.92
145	3.18	3.17	3.18	3.17	3.17	3.17	3.17	3.17	3.17	3.17	3.17	3.17	3.22	3.22	3.22	3.23	3.23	3.24	3.23
150	3.38	3.38	3.38	3.38	3.38	3.38	3.38	3.38	3.38	3.38	3.38	3.38	3.42	3.43	3.43	3.44	3.43	3.44	3.43
155	3.52	3.52	3.52	3.52	3.52	3.52	3.52	3.52	3.52	3.52	3.52	3.52	3.56	3.56	3.56	3.56	3.56	3.57	3.56
160	3.60	3.60	3.60	3.60	3.60	3.60	3.60	3.60	3.60	3.60	3.60	3.60	3.62	3.62	3.62	3.63	3.63	3.63	3.62
165	3.62	3.62	3.62	3.63	3.63	3.63	3.63	3.63	3.63	3.63	3.63	3.63	3.64	3.64	3.64	3.64	3.65	3.65	3.64
170	3.55	3.56	3.56	3.57	3.57	3.57	3.57	3.58	3.57	3.57	3.56	3.57	3.59	3.59	3.59	3.59	3.59	3.59	3.58
175	3.35	3.36	3.37	3.38	3.39	3.39	3.39	3.39	3.38	3.38	3.37	3.37	3.43	3.42	3.42	3.42	3.41	3.41	3.40
180	3.33	3.34	3.34	3.34	3.34	3.33	3.33	3.33	3.32	3.32	3.31	3.31	3.33	3.33	3.34	3.34	3.34	3.33	3.33

C Range: 0 - 360DEG
C Interval: 15.0DEG
Test Speed: HIGH
Temperature:25.3DEG
Operators:ZhangXiao
Test Date:2016-08-01

γ Range: 0 - 180DEG
γ Interval: 1.0DEG
Test System:EVERFINE GO-2000B_V1 SYSTEM V2.0.265
Humidity:65.0%
Test Distance:6.610m [K=1.0000]
Remarks:

LUMINOUS DISTRIBUTION INTENSITY DATA

Test:U:226.6V I:0.1790A P:38.60W PF:0.9480 Lamp Flux:4189.3x1 lm					
NAME:			TYPE:		WEIGHT:
DIM.:			SPEC.:		SERIAL No.:
MFR.: Rayconn			SUR.:		PROTECTION ANGLE:

Table--2

UNIT: x10cd

C(DEG) γ (DEG)	285	300	315	330	345														
0	2256	2256	2256	2256	2256														
5	1900	1918	1914	1942	1944														
10	1037	1070	1046	1090	1074														
15	449	461	446	461	449														
20	253	255	250	255	250														
25	187	188	185	186	184														
30	65.1	66.6	63.6	65.5	63.8														
35	14.6	15.4	14.4	15.4	14.4														
40	7.01	6.76	6.91	6.71	6.91														
45	4.83	4.82	4.79	4.85	4.85														
50	3.63	3.65	3.63	3.69	3.70														
55	2.66	2.69	2.70	2.77	2.78														
60	2.15	2.17	2.20	2.23	2.25														
65	1.96	1.94	1.94	1.95	1.97														
70	1.70	1.70	1.69	1.70	1.71														
75	1.47	1.47	1.45	1.48	1.48														
80	1.29	1.29	1.29	1.30	1.31														
85	1.16	1.16	1.16	1.16	1.17														
90	1.04	1.04	1.04	1.04	1.05														
95	1.05	1.04	1.05	1.04	1.05														
100	1.06	1.05	1.06	1.05	1.06														
105	1.08	1.07	1.08	1.07	1.08														
110	1.13	1.12	1.12	1.12	1.12														
115	1.20	1.19	1.20	1.19	1.20														
120	1.33	1.32	1.33	1.32	1.33														
125	1.58	1.57	1.58	1.56	1.58														
130	2.00	1.98	1.99	1.98	1.99														
135	2.49	2.48	2.49	2.47	2.49														
140	2.93	2.92	2.94	2.92	2.93														
145	3.24	3.23	3.25	3.23	3.24														
150	3.44	3.44	3.45	3.43	3.44														
155	3.57	3.56	3.57	3.56	3.57														
160	3.63	3.62	3.63	3.62	3.63														
165	3.64	3.64	3.64	3.64	3.64														
170	3.58	3.58	3.58	3.58	3.58														
175	3.40	3.39	3.39	3.38	3.39														
180	3.32	3.32	3.32	3.31	3.31														

C Range: 0 - 360DEG
C Interval: 15.0DEG
Test Speed: HIGH
Temperature:25.3DEG
Operators:ZhangXiao
Test Date:2016-08-01

γ Range: 0 - 180DEG
γ Interval: 1.0DEG
Test System:EVERFINE GO-2000B_V1 SYSTEM V2.0.265
Humidity:65.0%
Test Distance:6.610m [K=1.0000]
Remarks: