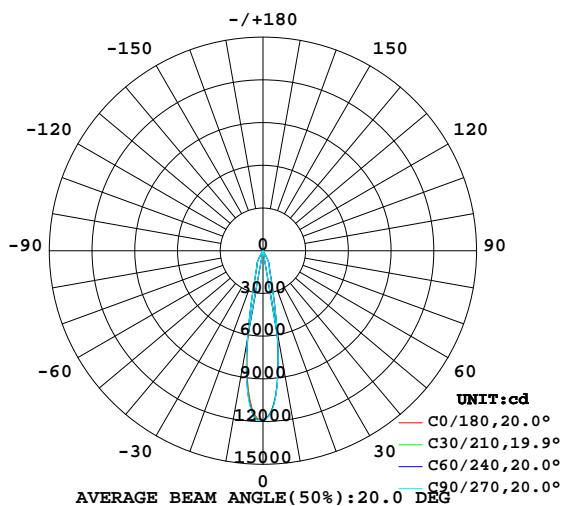


LUMINAIRE PHOTOMETRIC TEST REPORT

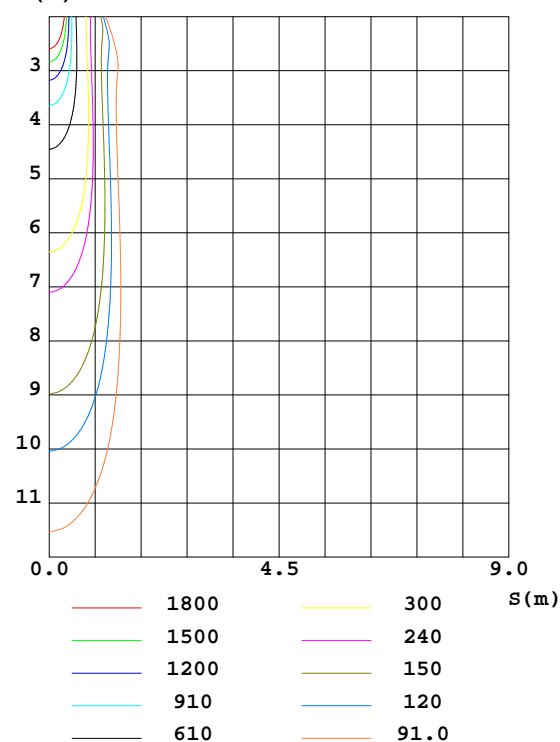
Test:U:226.6V I:0.1270A P:27.70W PF:0.9610 Lamp Flux:2203.43x1 lm		
NAME:	TYPE:	WEIGHT:
DIM.:	SPEC.:	SERIAL No.:
MFR.: Rayconn	SUR.:	PROTECTION ANGLE:

DATA OF LAMP		PHOTOMETRIC DATA Eff: 79.55 lm/W			
MODEL	TL15-30W-927-W-20	Imax(cd)	11946	S/MH(C0/180)	0.34
NOMINAL POWER(W)	28	LOR(%)	100.0	S/MH(C90/270)	0.33
RATED VOLTAGE(V)	226	TOTAL FLUX(lm)	2203.4	η UP,DN(C0-180)	1.2,48.0
NOMINAL FLUX(lm)	2203.43	CIE CLASS	DIRECT	η UP,DN(C180-360)	1.4,49.3
LAMPS INSIDE	1	η up(%)	2.6	CIBSE SHR NOM	0.00
TEST VOLTAGE(V)	226.6	η down(%)	97.4	CIBSE SHR MAX	1.00

LUMINOUS INTENSITY DISTRIBUTION DIAGRAM



C0 PLANE ISOLUX DIAGRAM (UNIT:lx)



C Range: 0 - 360DEG
C Interval: 15.0DEG
Test Speed: HIGH
Temperature:25.3DEG
Operators:ZhangXiao
Test Date:2016-08-15

γ Range: 0 - 180DEG
γ Interval: 1.0DEG
Test System:EVERFINE GO-2000B_V1 SYSTEM V2.0.265
Humidity:65.0%
Test Distance:6.590m [K=1.0000]
Remarks:

ZONAL FLUX DIAGRAM

ZONAL FLUX DIAGRAM:

γ	C0	C45	C90	C135	C180	C225	C270	C315	γ	Φ zone	Φ total	%lum, lamp
10	580.6	572.5	568.4	593.1	610.5	610.9	630.4	599.8	0- 10	851.9	851.9	38.7,38.7
20	139.6	136.5	132.7	134.2	133.1	133.0	135.2	137.5	10- 20	750.1	1602	72.7,72.7
30	37.89	37.91	33.15	34.36	36.03	35.05	36.32	36.91	20- 30	416.0	2018	91.6,91.6
40	3.731	3.706	3.476	3.433	3.466	3.557	3.756	3.662	30- 40	66.51	2085	94.6,94.6
50	1.989	2.017	1.998	1.964	1.957	2.005	2.044	1.961	40- 50	20.46	2105	95.5,95.5
60	1.236	1.233	1.242	1.237	1.233	1.236	1.239	1.221	50- 60	13.82	2119	96.2,96.2
70	0.9638	0.9593	0.9508	0.9591	0.9312	0.9357	0.9468	0.9345	60- 70	10.78	2130	96.7,96.7
80	0.7312	0.7247	0.7214	0.7232	0.7143	0.7187	0.7177	0.7215	70- 80	8.763	2138	97,97
90	0.4467	0.4375	0.4404	0.4731	0.5406	0.5444	0.5438	0.5870	80- 90	6.872	2145	97.4,97.4
100	0.3253	0.3225	0.3248	0.3377	0.5460	0.5485	0.5467	0.5613	90-100	5.018	2150	97.6,97.6
110	0.4252	0.4245	0.4293	0.4269	0.5830	0.5835	0.5804	0.5817	100-110	4.875	2155	97.8,97.8
120	0.5753	0.5740	0.5813	0.5798	0.6919	0.6914	0.6844	0.6862	110-120	5.580	2161	98.1,98.1
130	0.9546	0.9565	0.9689	0.9578	1.028	1.024	1.012	1.020	120-130	6.991	2168	98.4,98.4
140	1.486	1.489	1.496	1.491	1.524	1.522	1.512	1.515	130-140	9.673	2177	98.8,98.8
150	1.764	1.766	1.768	1.768	1.801	1.796	1.792	1.792	140-150	10.41	2188	99.3,99.3
160	1.882	1.883	1.882	1.881	1.899	1.892	1.895	1.893	150-160	8.529	2196	99.7,99.7
170	1.856	1.861	1.855	1.858	1.878	1.875	1.881	1.876	160-170	5.366	2202	99.9,99.9
180	1.726	1.733	1.735	1.741	1.734	1.728	1.738	1.739	170-180	1.724	2203	100,100
DEG	LUMINOUS INTENSITY:×10cd									UNIT:lm		

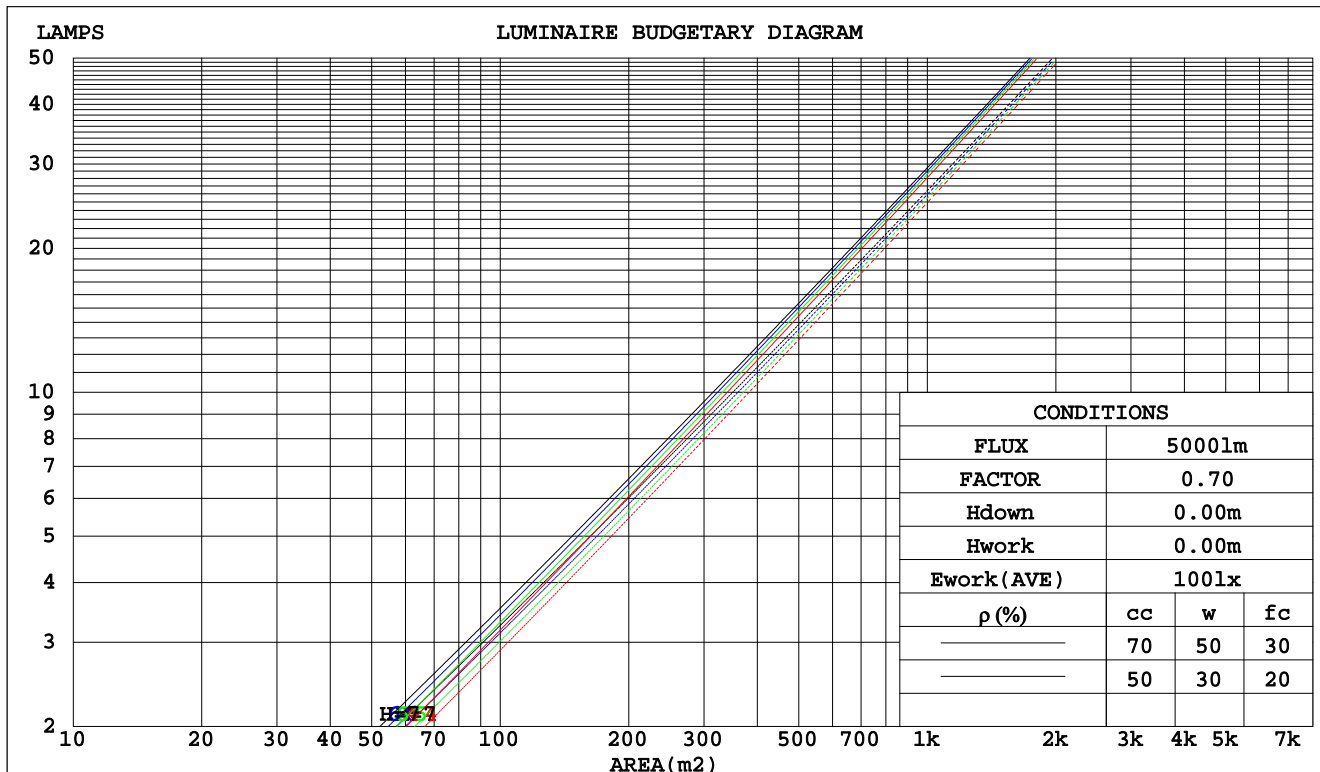
C Range: 0 - 360DEG
C Interval: 15.0DEG
Test Speed: HIGH
Temperature:25.3DEG
Operators:ZhangXiao
Test Date:2016-08-15

γ Range: 0 - 180DEG
γ Interval: 1.0DEG
Test System:EVERFINE GO-2000B_V1 SYSTEM V2.0.265
Humidity:65.0%
Test Distance:6.590m [K=1.0000]
Remarks:

CU AND LUMINAIRE BUDGETARY ESTIMATE DIAGRAM

Test:U:226.6V I:0.1270A P:27.70W PF:0.9610 Lamp Flux:2203.43x1 lm		
NAME:	TYPE:	WEIGHT:
DIM.:	SPEC.:	SERIAL No.:
MFR.: Rayconn	SUR.:	PROTECTION ANGLE:

pcc	80%			70%			50%			30%			10%			0
pw	50%	30%	10%	50%	30%	10%	50%	30%	10%	50%	30%	10%	50%	30%	10%	0
pfc	20%			20%			20%			20%			20%			0
RCR	Coefficients of Utilization(CU)															
0.0	1.18	1.18	1.18	1.15	1.15	1.15	1.10	1.10	1.10	1.04	1.04	1.04	.00	.00	.00	.97
1.0	1.12	1.10	1.08	1.09	1.08	1.06	1.05	1.04	1.02	1.01	.00	.99	.97	.96	.95	.94
2.0	1.06	1.03	1.00	1.04	1.02	.99	1.01	.99	.97	.98	.96	.94	.94	.93	.92	.90
3.0	1.01	.98	.95	.00	.97	.94	.97	.94	.92	.94	.92	.90	.92	.90	.89	.87
4.0	.97	.93	.90	.96	.92	.89	.94	.91	.88	.92	.89	.87	.90	.87	.86	.84
5.0	.94	.89	.86	.93	.89	.86	.91	.87	.85	.89	.86	.84	.87	.85	.83	.82
6.0	.90	.86	.83	.90	.86	.83	.88	.84	.82	.86	.83	.81	.85	.82	.80	.79
7.0	.87	.83	.80	.87	.83	.80	.85	.82	.79	.84	.81	.79	.83	.80	.78	.77
8.0	.85	.80	.78	.84	.80	.77	.83	.79	.77	.82	.79	.76	.81	.78	.76	.75
9.0	.82	.78	.75	.82	.78	.75	.81	.77	.75	.80	.77	.74	.79	.76	.74	.73
10.0	.80	.76	.73	.80	.76	.73	.79	.75	.73	.78	.75	.72	.77	.74	.72	.71



C Range: 0 - 360DEG
C Interval: 15.0DEG
Test Speed: HIGH
Temperature:25.3DEG
Operators:ZhangXiao
Test Date:2016-08-15

γ Range: 0 - 180DEG
γ Interval: 1.0DEG
Test System:EVERFINE GO-2000B_V1 SYSTEM V2.0.265
Humidity:65.0%
Test Distance:6.590m [K=1.0000]
Remarks:

WEC AND CCEC

Test:U:226.6V I:0.1270A P:27.70W PF:0.9610 Lamp Flux:2203.43x1 lm									
NAME:				TYPE:				WEIGHT:	
DIM.:				SPEC.:				SERIAL No.:	
MFR.: Rayconn				SUR.:				PROTECTION ANGLE:	

pcc	80%			70%			50%			30%			10%			0	
pw	50%	30%	10%	50%	30%	10%	50%	30%	10%	50%	30%	10%	50%	30%	10%	0	
pfc	20%			20%			20%			20%			20%			0	
RCR	RCR:Room Cavity Ratio						Wall Exitance Coefficients(WEC)										
0.0																	
1.0	.146	.083	.026	.139	.079	.025	.125	.071	.023	.112	.064	.021	.100	.058	.019		
2.0	.134	.073	.023	.128	.070	.022	.116	.065	.020	.105	.059	.019	.096	.054	.017		
3.0	.124	.066	.020	.119	.064	.019	.109	.059	.018	.100	.055	.017	.091	.051	.016		
4.0	.116	.060	.018	.111	.058	.017	.103	.055	.016	.095	.051	.015	.088	.048	.015		
5.0	.109	.055	.016	.105	.054	.016	.097	.051	.015	.091	.048	.014	.084	.045	.014		
6.0	.102	.051	.015	.099	.050	.014	.093	.047	.014	.087	.045	.013	.081	.043	.013		
7.0	.097	.048	.014	.094	.047	.013	.088	.045	.013	.083	.043	.012	.078	.041	.012		
8.0	.092	.045	.013	.089	.044	.012	.084	.042	.012	.080	.040	.012	.075	.039	.011		
9.0	.088	.042	.012	.085	.042	.012	.081	.040	.011	.077	.038	.011	.073	.037	.011		
10.0	.084	.040	.011	.082	.039	.011	.078	.038	.011	.074	.037	.010	.070	.035	.010		

pcc	80%			70%			50%			30%			10%			0	
pw	50%	30%	10%	50%	30%	10%	50%	30%	10%	50%	30%	10%	50%	30%	10%	0	
pfc	20%			20%			20%			20%			20%			0	
RCR	RCR:Room Cavity Ratio						Ceiling Cavity Exitance Coefficients(CCEC)										
0.0	.211	.211	.211	.180	.180	.180	.123	.123	.123	.071	.071	.071	.023	.023	.023		
1.0	.189	.178	.168	.162	.153	.144	.111	.105	.100	.064	.061	.058	.020	.020	.019		
2.0	.172	.153	.138	.147	.132	.119	.101	.091	.083	.058	.053	.049	.019	.017	.016		
3.0	.157	.134	.115	.135	.115	.100	.092	.080	.070	.053	.047	.041	.017	.015	.014		
4.0	.145	.119	.099	.124	.103	.086	.085	.071	.060	.049	.042	.036	.016	.014	.012		
5.0	.134	.106	.086	.115	.092	.075	.079	.064	.053	.046	.038	.031	.015	.012	.010		
6.0	.125	.097	.076	.108	.084	.066	.074	.059	.047	.043	.034	.028	.014	.011	.009		
7.0	.118	.088	.068	.101	.077	.059	.070	.054	.042	.041	.032	.025	.013	.010	.008		
8.0	.111	.082	.061	.096	.071	.054	.066	.050	.038	.039	.029	.023	.012	.010	.008		
9.0	.105	.076	.056	.091	.066	.049	.063	.046	.035	.037	.027	.021	.012	.009	.007		
10.0	.101	.071	.052	.087	.062	.045	.060	.044	.032	.035	.026	.019	.011	.008	.006		

C Range: 0 - 360DEG
C Interval: 15.0DEG
Test Speed: HIGH
Temperature:25.3DEG
Operators:ZhangXiao
Test Date:2016-08-15

γ Range: 0 - 180DEG
γ Interval: 1.0DEG
Test System:EVERFINE GO-2000B_V1 SYSTEM V2.0.265
Humidity:65.0%
Test Distance:6.590m [K=1.0000]
Remarks:

Uncorrected UGR Table

Test:U:226.6V I:0.1270A P:27.70W PF:0.9610 Lamp Flux:2203.43x1 lm											
NAME:					TYPE:			WEIGHT:			
DIM.:					SPEC.:			SERIAL No.:			
MFR.: Rayconn					SUR.:			PROTECTION ANGLE:			
ceiling/cavity	0.7	0.7	0.5	0.5	0.3	0.7	0.7	0.5	0.5	0.3	
walls	0.5	0.3	0.5	0.3	0.3	0.5	0.3	0.5	0.3	0.3	
working plane	0.2	0.2	0.2	0.2	0.2	0.2	0.2	0.2	0.2	0.2	
Room dimensions		Viewed crosswise				Viewed endwise					
x = 2H y = 2H	7.5	8.1	7.7	8.3	8.5	7.2	7.9	7.4	8.0	8.2	
	3H	8.6	9.2	8.9	9.5	9.7	8.4	9.0	8.7	9.2	9.5
	4H	9.4	10.0	9.7	10.2	10.5	9.2	9.7	9.5	10.0	10.2
	6H	10.3	10.9	10.7	11.2	11.4	10.1	10.7	10.4	10.9	11.2
	8H	10.9	11.4	11.2	11.7	12.0	10.7	11.2	11.0	11.5	11.8
	12H	11.6	12.1	11.9	12.4	12.7	11.4	11.9	11.7	12.2	12.5
4H	2H	7.8	8.4	8.1	8.6	8.9	7.5	8.1	7.8	8.4	8.6
	3H	9.2	9.8	9.6	10.1	10.4	9.0	9.6	9.4	9.9	10.2
	4H	10.2	10.7	10.6	11.0	11.4	10.0	10.5	10.4	10.8	11.2
	6H	11.4	11.8	11.8	12.2	12.6	11.2	11.7	11.6	12.0	12.4
	8H	12.1	12.5	12.6	12.9	13.3	11.9	12.3	12.4	12.7	13.1
	12H	13.0	13.3	13.4	13.7	14.2	12.8	13.1	13.2	13.5	14.0
8H	4H	10.6	11.0	11.1	11.4	11.8	10.5	10.8	10.9	11.2	11.7
	6H	12.1	12.4	12.6	12.9	13.3	11.9	12.3	12.4	12.7	13.2
	8H	13.0	13.3	13.5	13.7	14.2	12.8	13.1	13.3	13.6	14.0
	12H	14.0	14.3	14.5	14.8	15.3	13.9	14.1	14.4	14.6	15.1
12H	4H	10.7	11.1	11.2	11.5	11.9	10.5	10.9	11.0	11.3	11.8
	6H	12.3	12.6	12.8	13.0	13.5	12.1	12.4	12.6	12.9	13.4
	8H	13.3	13.5	13.8	14.0	14.5	13.1	13.4	13.6	13.8	14.4
Variations with the observer position at spacings:											
S = 1.0H	+ 0.3 / - 0.3					+ 0.2 / - 0.3					
1.5H	+ 0.3 / - 0.2					+ 0.2 / - 0.1					
2.0H	+ 0.1 / - 0.2					+ 0.1 / - 0.2					

CIE Pub.117 Corrected 2203 lm Total Lamp Luminous Flux.(8log(F/F0) = 2.7)

C Range: 0 - 360DEG
C Interval: 15.0DEG
Test Speed: HIGH
Temperature:25.3DEG
Operators:ZhangXiao
Test Date:2016-08-15

γ Range: 0 - 180DEG
γ Interval: 1.0DEG
Test System:EVERFINE GO-2000B_V1 SYSTEM V2.0.265
Humidity:65.0%
Test Distance:6.590m [K=1.0000]
Remarks:

UTILIZATION FACTORS TABLE

Test:U:226.6V I:0.1270A P:27.70W PF:0.9610 Lamp Flux:2203.43x1 lm		
NAME:	TYPE:	WEIGHT:
DIM.:	SPEC.:	SERIAL No.:
MFR.: Rayconn	SUR.:	PROTECTION ANGLE:

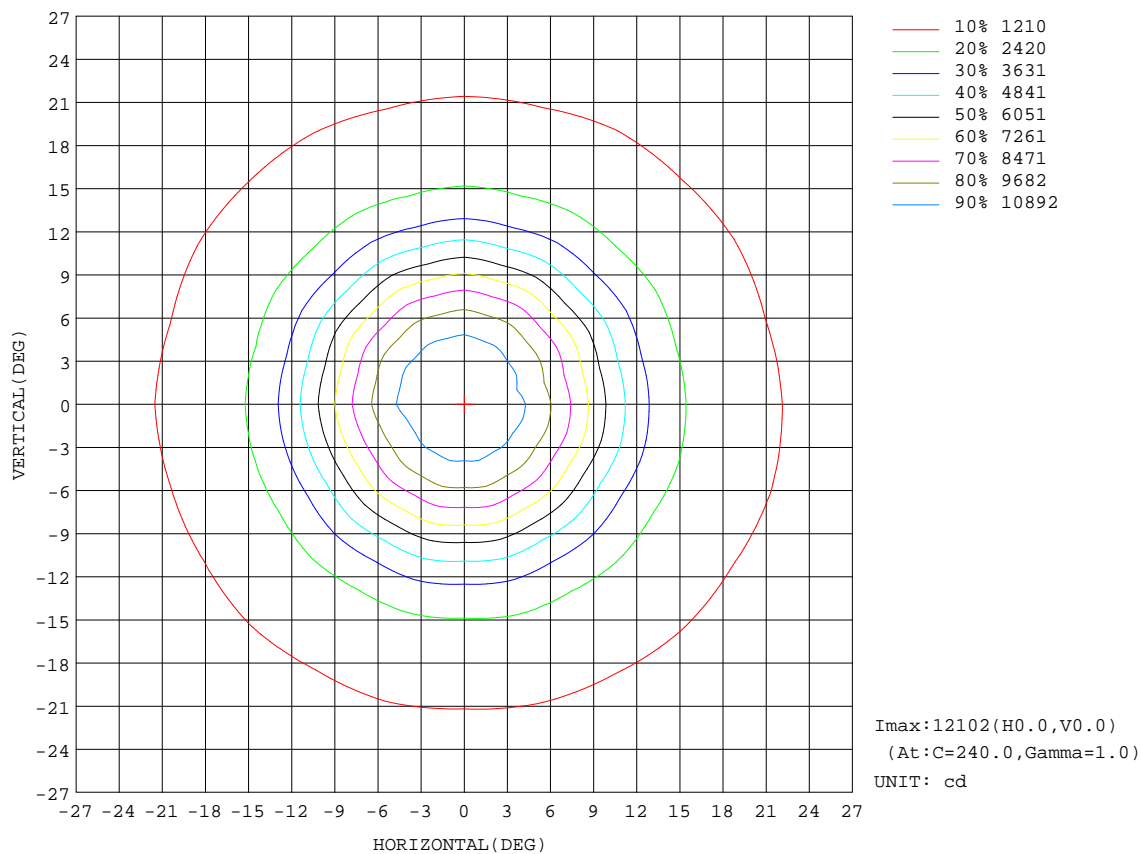
REFLECTANCE										
Ceiling	0.8	0.8	0.8	0.7	0.7	0.7	0.5	0.5	0.5	0
Walls	0.7	0.5	0.3	0.7	0.5	0.3	0.7	0.5	0.3	0
Working plane	0.2	0.2	0.2	0.2	0.2	0.2	0.2	0.2	0.2	0
ROOM INDEX	UTILIZATION FACTORS(PERCENT) $k(RI) \times RCR = 5$									
$k = 0.60$	88	82	79	88	82	79	87	82	78	75
0.80	95	90	86	95	89	86	93	89	86	82
1.00	99	94	90	98	93	90	97	93	89	85
1.25	103	98	95	102	97	94	100	96	93	89
1.50	106	101	98	104	100	97	102	98	96	91
2.00	108	104	101	106	103	100	103	100	98	92
2.50	110	106	103	108	104	102	104	102	100	93
3.00	111	108	105	109	106	104	105	103	101	94
4.00	113	110	108	111	109	107	107	105	104	96
5.00	114	112	110	112	110	109	108	106	105	97
ROOM INDEX	UF(total)									Direct
According to DIN EN 13032-2 2004			Suspended					SHRNOM = 1.25		

C Range: 0 - 360DEG
C Interval: 15.0DEG
Test Speed: HIGH
Temperature:25.3DEG
Operators:ZhangXiao
Test Date:2016-08-15

γ Range: 0 - 180DEG
 γ Interval: 1.0DEG
 γ Test System:EVERFINE GO-2000B_V1 SYSTEM V2.0.265
Humidity:65.0%
Test Distance:6.590m [K=1.0000]
Remarks:

ISOCANDELA DIAGRAM

Test:U:226.6V I:0.1270A P:27.70W PF:0.9610 Lamp Flux:2203.43x1 lm		
NAME:	TYPE:	WEIGHT:
DIM.:	SPEC.:	SERIAL No.:
MFR.: Rayconn	SUR.:	PROTECTION ANGLE:



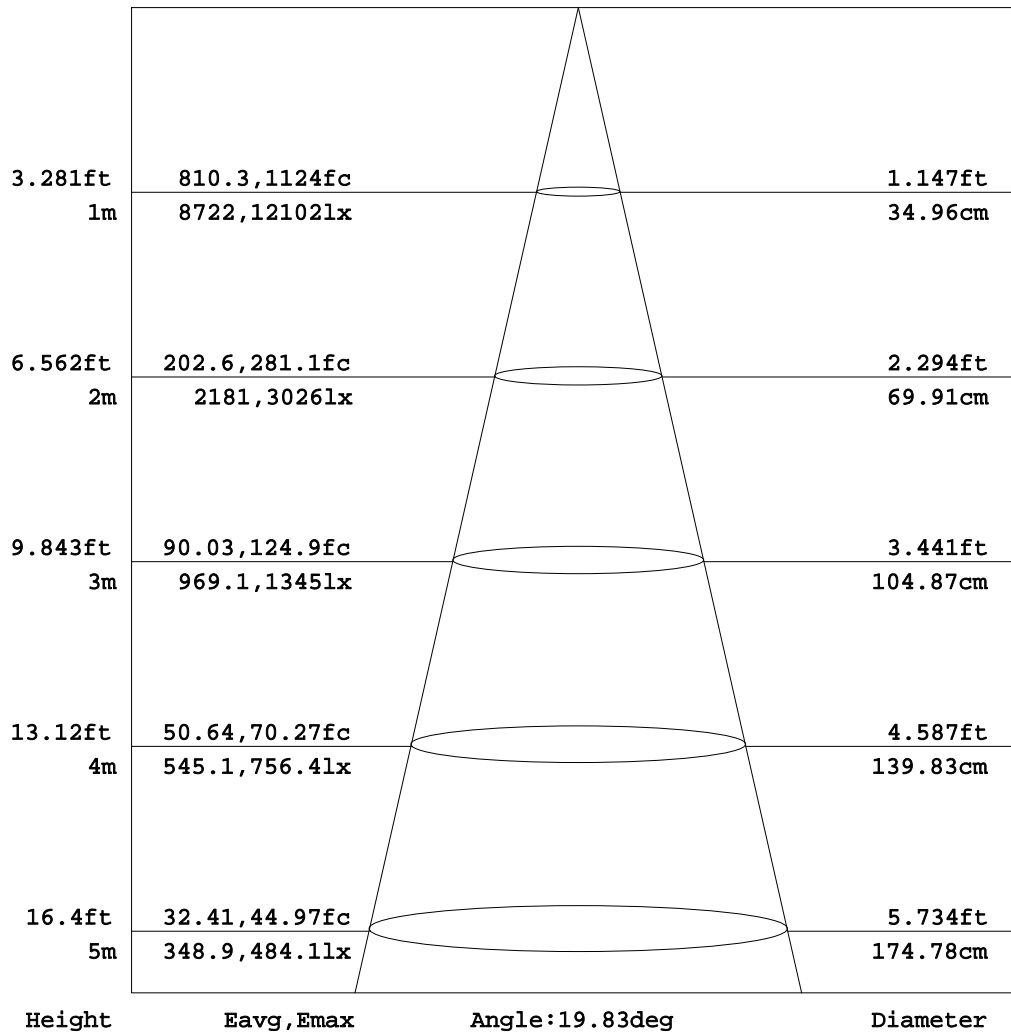
C Range: 0 - 360DEG
C Interval: 15.0DEG
Test Speed: HIGH
Temperature:25.3DEG
Operators:ZhangXiao
Test Date:2016-08-15

γ Range: 0 - 180DEG
γ Interval: 1.0DEG
Test System:EVERFINE GO-2000B_V1 SYSTEM V2.0.265
Humidity:65.0%
Test Distance:6.590m [K=1.0000]
Remarks:

AAI Figure

Test:U:226.6V I:0.1270A P:27.70W PF:0.9610 Lamp Flux:2203.43x1 lm		
NAME:	TYPE:	WEIGHT:
DIM.:	SPEC.:	SERIAL No.:
MFR.: Rayconn	SUR.:	PROTECTION ANGLE:

Flux out:851.9 lm



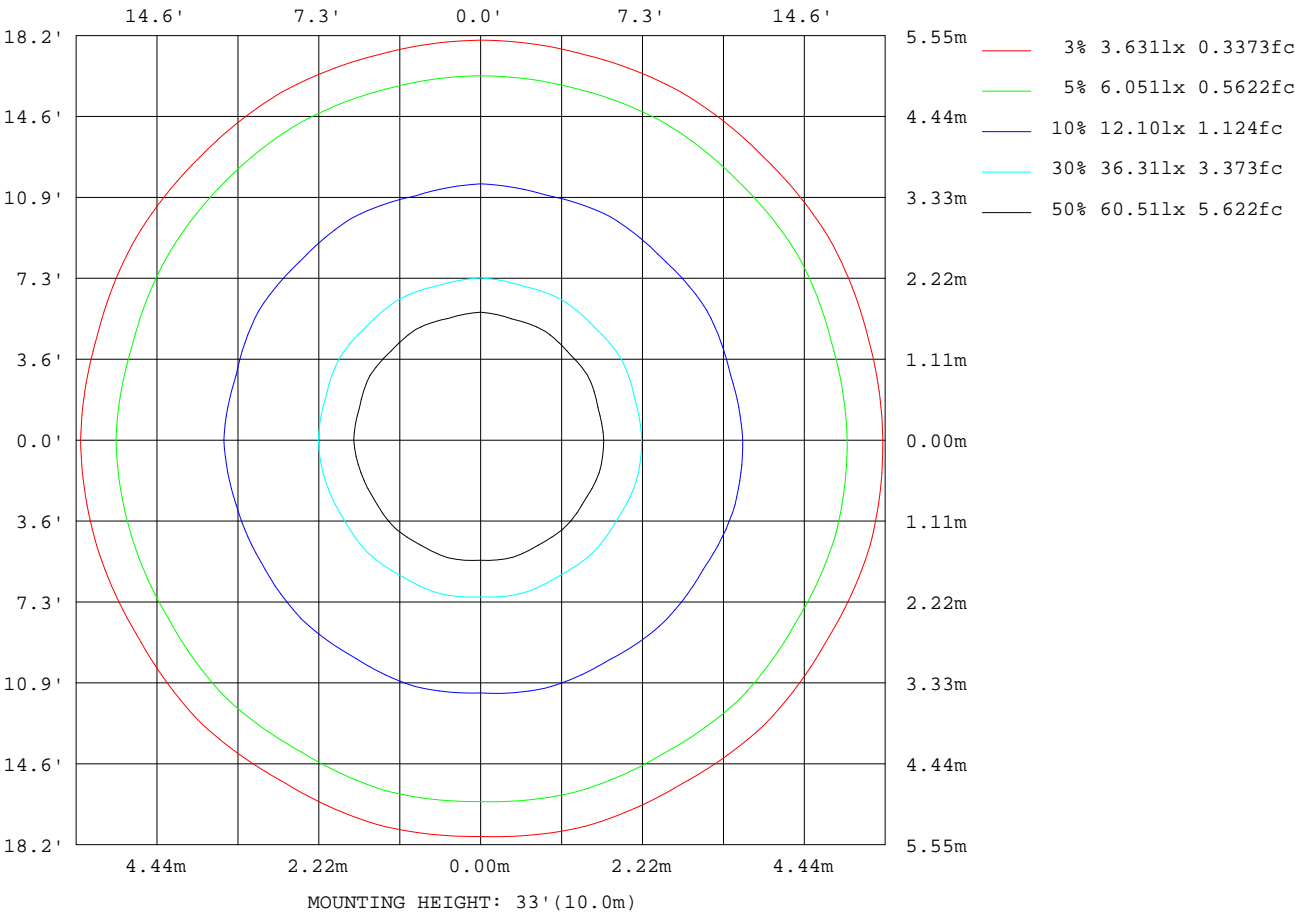
Note:The Curves indicate the illuminated area and the average illumination when the luminaire is at different distance.

C Range: 0 - 360DEG
C Interval: 15.0DEG
Test Speed: HIGH
Temperature:25.3DEG
Operators:ZhangXiao
Test Date:2016-08-15

γ Range: 0 - 180DEG
γ Interval: 1.0DEG
Test System:EVERFINE GO-2000B_V1 SYSTEM V2.0.265
Humidity:65.0%
Test Distance:6.590m [K=1.0000]
Remarks:

ISOLUX DIAGRAM

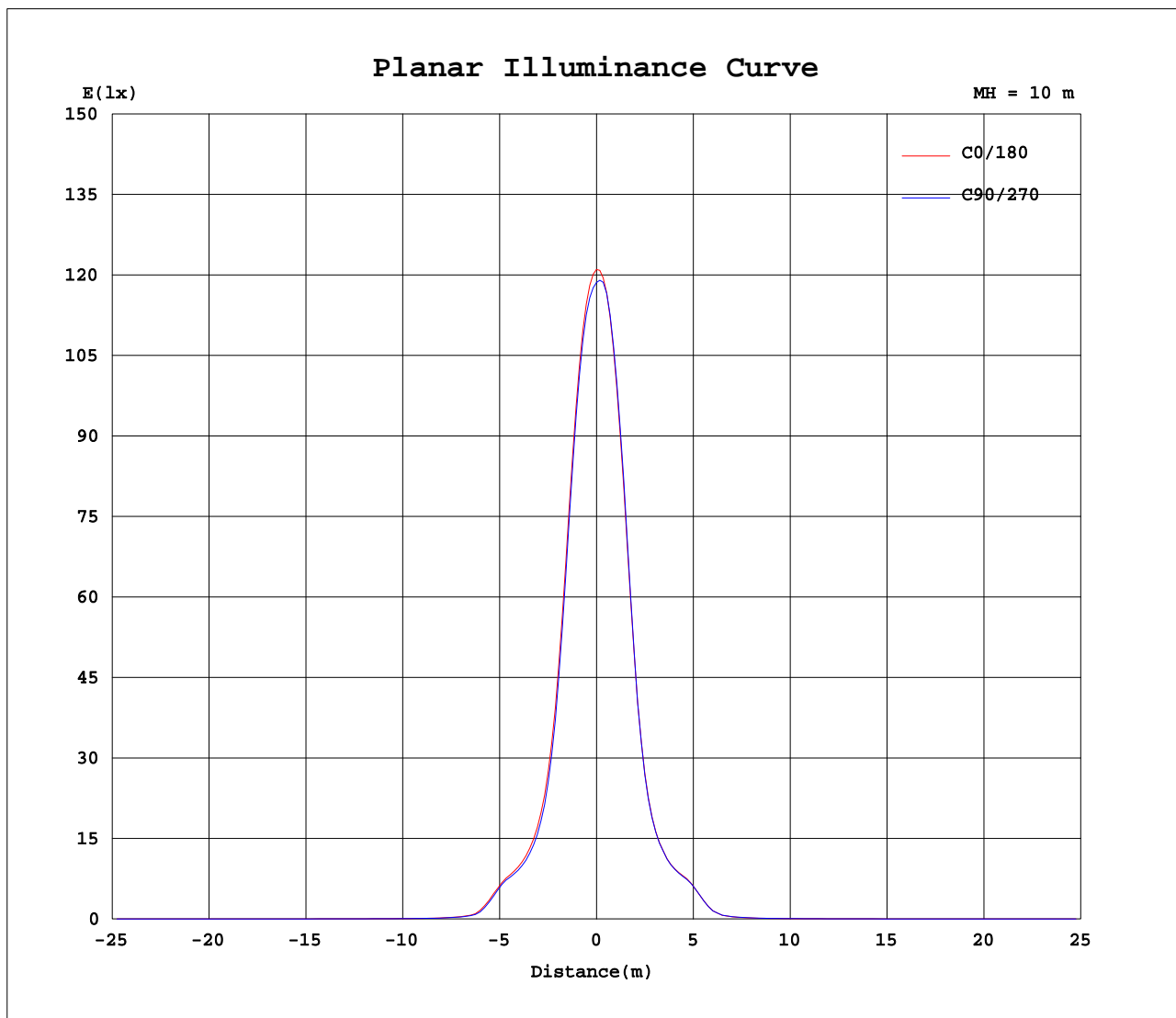
Test:U:226.6V I:0.1270A P:27.70W PF:0.9610 Lamp Flux:2203.43x1 lm		
NAME:	TYPE:	WEIGHT:
DIM.:	SPEC.:	SERIAL No.:
MFR.: Rayconn	SUR.:	PROTECTION ANGLE:



C Range: 0 - 360DEG
C Interval: 15.0DEG
Test Speed: HIGH
Temperature: 25.3DEG
Operators: ZhangXiao
Test Date: 2016-08-15

γ Range: 0 - 180DEG
γ Interval: 1.0DEG
Test System: EVERFINE GO-2000B_V1 SYSTEM V2.0.265
Humidity: 65.0%
Test Distance: 6.590m [K=1.0000]
Remarks:

Planar Illuminance Curve



C Range: 0 - 360DEG
C Interval: 15.0DEG
Test Speed: HIGH
Temperature: 25.3DEG
Operators: ZhangXiao
Test Date: 2016-08-15

γ Range: 0 - 180DEG
 γ Interval: 1.0DEG
Test System: EVERFINE GO-2000B_V1 SYSTEM V2.0.265
Humidity: 65.0%
Test Distance: 6.590m [K=1.0000]
Remarks:

LUMINOUS DISTRIBUTION INTENSITY DATA

Test:U:226.6V I:0.1270A P:27.70W PF:0.9610 Lamp Flux:2203.43x1 lm																			
NAME:										TYPE:					WEIGHT:				
DIM.:										SPEC.:					SERIAL No.:				
MFR.: Rayconn										SUR.:					PROTECTION ANGLE:				

Table--1

UNIT: ×10cd

C(DEG) γ (DEG)	0	15	30	45	60	75	90	105	120	135	150	165	180	195	210	225	240	255	270
0	1190	1190	1190	1190	1190	1190	1190	1190	1190	1190	1190	1190	1190	1190	1190	1190	1190	1190	1190
5	1027	1029	1017	1026	1022	1035	1030	1041	1035	1045	1039	1053	1055	1052	1071	1065	1081	1073	1084
10	581	583	562	572	562	577	568	585	576	593	586	604	610	600	627	611	632	611	630
15	252	254	244	248	240	245	238	243	237	244	239	247	246	240	251	242	250	240	249
20	140	141	136	136	134	135	133	134	132	134	132	134	133	130	135	133	135	132	135
25	101	101	99.8	100	98.8	99.0	97.9	99.2	97.8	99.3	98.3	99.4	99.3	97.2	98.6	99.8	99.9	99.3	99.4
30	37.9	39.2	36.3	37.9	35.1	36.1	33.1	34.2	31.6	34.4	32.5	35.6	36.0	34.3	36.5	35.0	37.2	35.0	36.3
35	7.97	8.23	7.77	7.94	7.56	7.67	7.28	7.53	7.28	7.52	7.31	7.69	7.68	7.61	8.24	7.80	8.06	7.77	8.26
40	3.73	3.79	3.70	3.71	3.60	3.57	3.48	3.49	3.43	3.43	3.40	3.48	3.47	3.47	3.62	3.56	3.59	3.57	3.76
45	2.65	2.68	2.64	2.65	2.61	2.61	2.57	2.57	2.55	2.54	2.53	2.57	2.54	2.55	2.60	2.61	2.62	2.62	2.68
50	1.99	2.02	2.01	2.02	2.00	2.01	2.00	2.00	1.98	1.96	1.95	1.98	1.96	1.95	1.99	2.01	2.02	2.02	2.04
55	1.49	1.50	1.49	1.51	1.51	1.52	1.52	1.53	1.51	1.50	1.49	1.53	1.50	1.49	1.51	1.51	1.52	1.52	1.54
60	1.24	1.23	1.22	1.23	1.25	1.24	1.24	1.25	1.24	1.24	1.24	1.27	1.23	1.23	1.24	1.24	1.23	1.24	1.24
65	1.11	1.10	1.11	1.10	1.10	1.10	1.10	1.09	1.09	1.10	1.11	1.12	1.07	1.08	1.08	1.08	1.08	1.08	1.08
70	0.96	0.97	0.96	0.96	0.95	0.96	0.95	0.95	0.95	0.96	0.96	0.97	0.93	0.93	0.94	0.94	0.94	0.94	0.95
75	0.84	0.84	0.83	0.83	0.82	0.83	0.82	0.83	0.82	0.84	0.82	0.84	0.81	0.81	0.82	0.82	0.82	0.82	0.83
80	0.73	0.73	0.73	0.72	0.72	0.72	0.72	0.72	0.72	0.72	0.72	0.73	0.71	0.72	0.72	0.72	0.72	0.72	0.72
85	0.63	0.63	0.62	0.63	0.62	0.62	0.62	0.61	0.61	0.64	0.62	0.63	0.65	0.65	0.65	0.64	0.64	0.64	0.64
90	0.45	0.45	0.44	0.44	0.44	0.44	0.44	0.43	0.44	0.47	0.45	0.45	0.54	0.55	0.55	0.54	0.55	0.54	0.54
95	0.36	0.36	0.36	0.36	0.36	0.36	0.36	0.36	0.36	0.39	0.37	0.37	0.54	0.54	0.54	0.54	0.54	0.54	0.54
100	0.33	0.32	0.32	0.32	0.32	0.32	0.32	0.32	0.32	0.34	0.33	0.33	0.55	0.55	0.55	0.55	0.55	0.55	0.55
105	0.35	0.35	0.36	0.35	0.36	0.35	0.36	0.35	0.36	0.36	0.36	0.35	0.56	0.56	0.56	0.56	0.56	0.56	0.56
110	0.43	0.42	0.43	0.42	0.43	0.42	0.43	0.43	0.43	0.43	0.43	0.43	0.58	0.58	0.58	0.58	0.58	0.58	0.58
115	0.50	0.50	0.50	0.50	0.50	0.50	0.50	0.50	0.50	0.50	0.50	0.50	0.62	0.62	0.62	0.62	0.62	0.62	0.62
120	0.58	0.57	0.58	0.57	0.58	0.57	0.58	0.58	0.58	0.58	0.59	0.58	0.69	0.69	0.69	0.69	0.69	0.69	0.68
125	0.72	0.71	0.72	0.72	0.72	0.72	0.73	0.72	0.73	0.72	0.73	0.72	0.82	0.82	0.81	0.82	0.81	0.81	0.81
130	0.95	0.95	0.96	0.96	0.96	0.96	0.97	0.96	0.97	0.96	0.96	0.96	1.03	1.03	1.02	1.02	1.02	1.02	1.01
135	1.24	1.24	1.25	1.24	1.25	1.24	1.25	1.24	1.25	1.24	1.25	1.24	1.29	1.29	1.28	1.28	1.28	1.28	1.27
140	1.49	1.49	1.49	1.49	1.49	1.49	1.50	1.49	1.50	1.49	1.50	1.49	1.52	1.52	1.52	1.52	1.52	1.52	1.51
145	1.65	1.66	1.66	1.66	1.66	1.66	1.66	1.66	1.66	1.66	1.66	1.66	1.69	1.69	1.69	1.69	1.69	1.69	1.68
150	1.76	1.77	1.77	1.77	1.77	1.77	1.77	1.77	1.77	1.77	1.77	1.77	1.80	1.80	1.80	1.80	1.80	1.79	1.79
155	1.84	1.84	1.84	1.84	1.84	1.84	1.84	1.84	1.84	1.84	1.84	1.84	1.87	1.86	1.87	1.86	1.86	1.86	1.86
160	1.88	1.89	1.88	1.88	1.88	1.88	1.88	1.88	1.88	1.88	1.88	1.88	1.90	1.89	1.90	1.89	1.90	1.89	1.89
165	1.89	1.90	1.89	1.90	1.89	1.89	1.89	1.89	1.89	1.89	1.89	1.90	1.91	1.90	1.91	1.90	1.91	1.90	1.91
170	1.86	1.86	1.86	1.86	1.86	1.86	1.85	1.86	1.86	1.86	1.86	1.86	1.88	1.87	1.88	1.88	1.88	1.88	1.88
175	1.75	1.75	1.75	1.75	1.75	1.75	1.75	1.75	1.75	1.76	1.76	1.77	1.78	1.78	1.79	1.78	1.79	1.79	1.79
180	1.73	1.73	1.73	1.73	1.73	1.73	1.74	1.74	1.74	1.74	1.74	1.74	1.73	1.73	1.73	1.73	1.73	1.73	1.74

C Range: 0 - 360DEG
C Interval: 15.0DEG
Test Speed: HIGH
Temperature:25.3DEG
Operators:ZhangXiao
Test Date:2016-08-15

γ Range: 0 - 180DEG
γ Interval: 1.0DEG
Test System:EVERFINE GO-2000B_V1 SYSTEM V2.0.265
Humidity:65.0%
Test Distance:6.590m [K=1.0000]
Remarks:

LUMINOUS DISTRIBUTION INTENSITY DATA

Test:U:226.6V I:0.1270A P:27.70W PF:0.9610 Lamp Flux:2203.43x1 lm		
NAME:	TYPE:	WEIGHT:
DIM.:	SPEC.:	SERIAL No.:
MFR.: Rayconn	SUR.:	PROTECTION ANGLE:

Table--2

UNIT: x10cd

C(DEC) γ (DEC)	285	300	315	330	345														
0	1190	1190	1190	1190	1190														
5	1070	1075	1054	1054	1032														
10	607	624	600	613	586														
15	242	254	250	261	253														
20	133	138	138	142	139														
25	99.8	102	101	102	101														
30	35.4	37.9	36.9	39.8	37.7														
35	7.97	8.36	7.95	8.23	7.98														
40	3.69	3.74	3.66	3.72	3.70														
45	2.63	2.64	2.60	2.62	2.61														
50	2.02	2.01	1.96	1.96	1.95														
55	1.52	1.52	1.49	1.50	1.47														
60	1.23	1.23	1.22	1.22	1.22														
65	1.07	1.07	1.07	1.08	1.08														
70	0.94	0.94	0.93	0.94	0.94														
75	0.83	0.82	0.82	0.83	0.82														
80	0.72	0.72	0.72	0.73	0.72														
85	0.64	0.65	0.67	0.68	0.65														
90	0.54	0.56	0.59	0.59	0.55														
95	0.54	0.55	0.58	0.57	0.55														
100	0.55	0.55	0.56	0.55	0.55														
105	0.56	0.56	0.56	0.56	0.55														
110	0.58	0.58	0.58	0.58	0.58														
115	0.62	0.62	0.62	0.62	0.62														
120	0.68	0.68	0.69	0.68	0.68														
125	0.81	0.81	0.81	0.81	0.81														
130	1.02	1.01	1.02	1.01	1.02														
135	1.27	1.27	1.28	1.27	1.28														
140	1.51	1.51	1.51	1.51	1.52														
145	1.68	1.68	1.68	1.68	1.68														
150	1.79	1.79	1.79	1.79	1.79														
155	1.86	1.86	1.86	1.86	1.86														
160	1.89	1.90	1.89	1.89	1.90														
165	1.90	1.91	1.90	1.90	1.91														
170	1.88	1.88	1.88	1.88	1.88														
175	1.79	1.79	1.79	1.79	1.78														
180	1.74	1.74	1.74	1.74	1.74														

C Range: 0 - 360DEG
C Interval: 15.0DEG
Test Speed: HIGH
Temperature:25.3DEG
Operators:ZhangXiao
Test Date:2016-08-15

γ Range: 0 - 180DEG
γ Interval: 1.0DEG
Test System:EVERFINE GO-2000B_V1 SYSTEM V2.0.265
Humidity:65.0%
Test Distance:6.590m [K=1.0000]
Remarks: