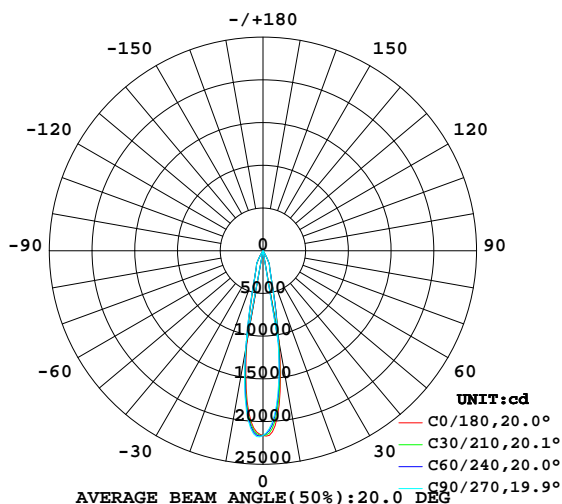


LUMINAIRE PHOTOMETRIC TEST REPORT

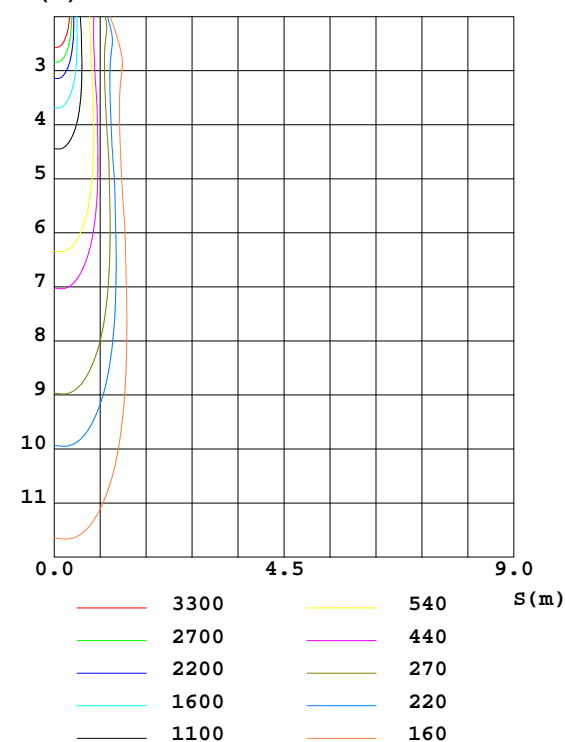
Test:U:226.6V I:0.1790A P:38.60W PF:0.9490 Lamp Flux:3995.73x1 lm		
NAME:	TYPE:	WEIGHT:
DIM.:	SPEC.:	SERIAL No.:
MFR.: Rayconn	SUR.:	PROTECTION ANGLE:

DATA OF LAMP		PHOTOMETRIC DATA Eff: 103.52 lm/W			
MODEL	TL15-40W-830-W-20	Imax(cd)	21850	S/MH(C0/180)	0.34
NOMINAL POWER(W)	38	LOR(%)	100.0	S/MH(C90/270)	0.33
RATED VOLTAGE(V)	226	TOTAL FLUX(lm)	3995.7	η UP,DN(C0-180)	1.3,47.5
NOMINAL FLUX(lm)	3995.73	CIE CLASS	DIRECT	η UP,DN(C180-360)	1.4,49.8
LAMPS INSIDE	1	η up(%)	2.7	CIBSE SHR NOM	0.00
TEST VOLTAGE(V)	226.6	η down(%)	97.3	CIBSE SHR MAX	1.00

LUMINOUS INTENSITY DISTRIBUTION DIAGRAM



C0 PLANE ISOLUX DIAGRAM (UNIT:lx)



C Range: 0 - 360DEG
 C Interval: 15.0DEG
 Test Speed: HIGH
 Temperature:25.3DEG
 Operators:ZhangXiao
 Test Date:2016-07-26

γ Range: 0 - 180DEG
 γ Interval: 1.0DEG
 Test System:EVERFINE GO-2000B_V1 SYSTEM V2.0.265
 Humidity:65.0%
 Test Distance:6.610m [K=1.0000]
 Remarks:

ZONAL FLUX DIAGRAM

ZONAL FLUX DIAGRAM:

γ	C0	C45	C90	C135	C180	C225	C270	C315	γ	Φ zone	Φ total	%lum, lamp
10	1082	1059	989.9	1032	1097	1113	1178	1123	0- 10	1553	1553	38.9,38.9
20	237.5	247.7	241.0	241.8	246.8	245.4	250.2	243.0	10- 20	1358	2911	72.9,72.9
30	62.79	62.86	59.82	63.11	64.48	67.38	73.83	67.19	20- 30	751.2	3662	91.6,91.6
40	6.939	6.654	6.500	6.453	6.623	6.264	6.484	6.309	30- 40	119.8	3782	94.6,94.6
50	3.649	3.547	3.524	3.542	3.653	3.479	3.535	3.522	40- 50	36.71	3819	95.6,95.6
60	2.241	2.222	2.144	2.163	2.197	2.133	2.179	2.135	50- 60	24.56	3843	96.2,96.2
70	1.692	1.692	1.675	1.654	1.648	1.646	1.635	1.623	60- 70	18.90	3862	96.7,96.7
80	1.250	1.258	1.246	1.235	1.247	1.249	1.238	1.221	70- 80	15.22	3877	97,97
90	0.8158	0.8396	0.8140	0.8111	0.9839	1.040	1.008	0.9894	80- 90	11.84	3889	97.3,97.3
100	0.6023	0.6115	0.6052	0.6001	1.002	1.033	1.009	1.006	90-100	9.253	3898	97.6,97.6
110	0.7866	0.7919	0.8033	0.7906	1.064	1.073	1.067	1.071	100-110	9.017	3907	97.8,97.8
120	1.066	1.067	1.081	1.065	1.256	1.261	1.254	1.260	110-120	10.28	3918	98,98
130	1.750	1.765	1.797	1.765	1.872	1.862	1.841	1.858	120-130	12.82	3930	98.4,98.4
140	2.725	2.734	2.755	2.731	2.771	2.772	2.755	2.769	130-140	17.70	3948	98.8,98.8
150	3.229	3.233	3.244	3.229	3.271	3.281	3.274	3.273	140-150	19.02	3967	99.3,99.3
160	3.434	3.441	3.447	3.436	3.456	3.464	3.464	3.457	150-160	15.58	3983	99.7,99.7
170	3.384	3.392	3.392	3.395	3.423	3.434	3.436	3.431	160-170	9.803	3993	99.9,99.9
180	3.141	3.152	3.167	3.171	3.142	3.152	3.167	3.170	170-180	3.148	3996	100,100
DEG	LUMINOUS INTENSITY:×10cd									UNIT:lm		

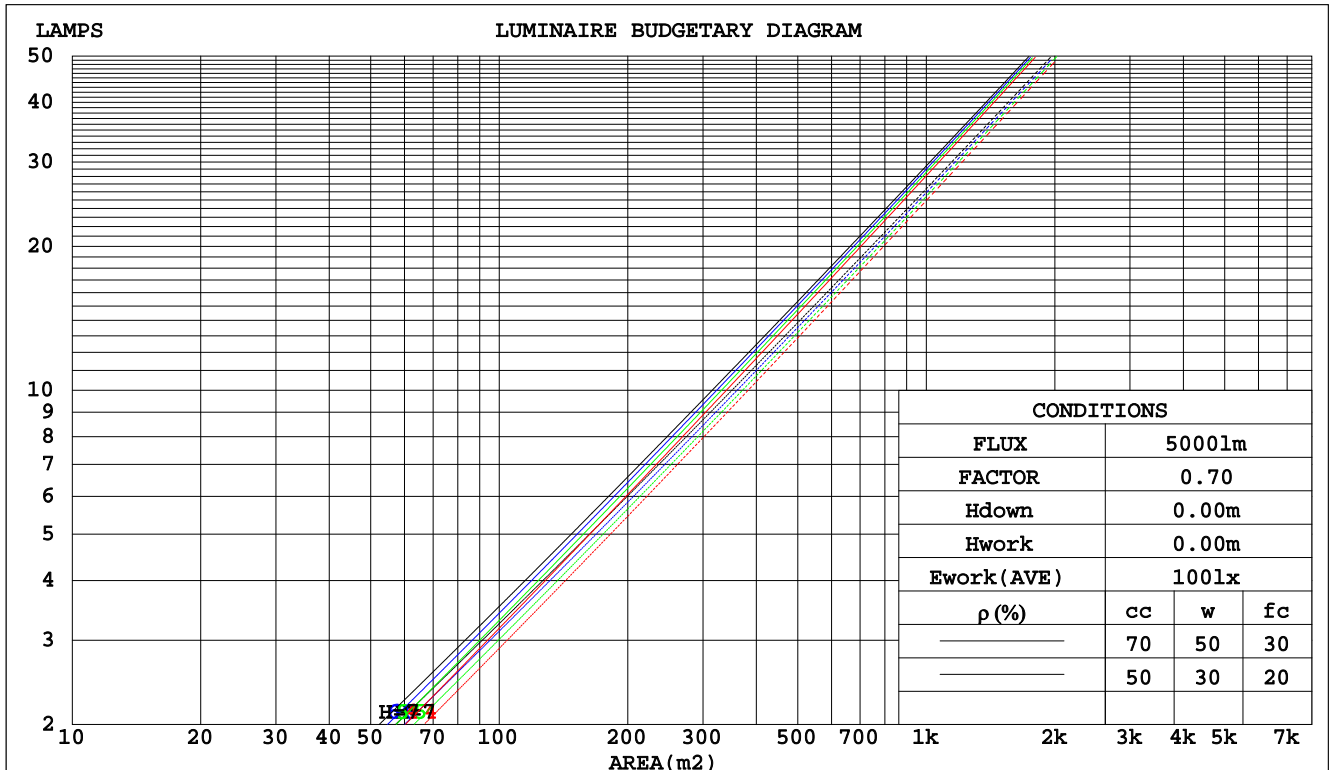
C Range: 0 - 360DEG
C Interval: 15.0DEG
Test Speed: HIGH
Temperature:25.3DEG
Operators:ZhangXiao
Test Date:2016-07-26

γ Range: 0 - 180DEG
γ Interval: 1.0DEG
γ Test System:EVERFINE GO-2000B_V1 SYSTEM V2.0.265
Humidity:65.0%
Test Distance:6.610m [K=1.0000]
Remarks:

CU AND LUMINAIRE BUDGETARY ESTIMATE DIAGRAM

Test:U:226.6V I:0.1790A P:38.60W PF:0.9490 Lamp Flux:3995.73x1 lm		
NAME:	TYPE:	WEIGHT:
DIM.:	SPEC.:	SERIAL No.:
MFR.: Rayconn	SUR.:	PROTECTION ANGLE:

pcc	80%			70%			50%			30%			10%			0
pw	50%	30%	10%	50%	30%	10%	50%	30%	10%	50%	30%	10%	50%	30%	10%	0
pfc	20%			20%			20%			20%			20%			0
RCR	Coefficients of Utilization(CU)															
0.0	1.18	1.18	1.18	1.15	1.15	1.15	1.10	1.10	1.10	1.04	1.04	1.04	.00	.00	.00	.97
1.0	1.12	1.10	1.08	1.09	1.08	1.06	1.05	1.04	1.02	1.01	.00	.99	.97	.96	.95	.94
2.0	1.06	1.03	1.00	1.04	1.02	.99	1.01	.99	.97	.98	.96	.94	.95	.93	.92	.90
3.0	1.02	.98	.95	.00	.97	.94	.97	.94	.92	.94	.92	.90	.92	.90	.89	.87
4.0	.97	.93	.90	.96	.92	.89	.94	.91	.88	.92	.89	.87	.90	.87	.86	.84
5.0	.94	.89	.86	.93	.89	.86	.91	.87	.85	.89	.86	.84	.87	.85	.83	.82
6.0	.90	.86	.83	.90	.86	.83	.88	.85	.82	.87	.84	.81	.85	.83	.81	.79
7.0	.87	.83	.80	.87	.83	.80	.85	.82	.79	.84	.81	.79	.83	.80	.78	.77
8.0	.85	.81	.78	.84	.80	.77	.83	.80	.77	.82	.79	.77	.81	.78	.76	.75
9.0	.82	.78	.75	.82	.78	.75	.81	.77	.75	.80	.77	.74	.79	.76	.74	.73
10.0	.80	.76	.73	.80	.76	.73	.79	.75	.73	.78	.75	.73	.77	.74	.72	.71



C Range: 0 - 360DEG
C Interval: 15.0DEG
Test Speed: HIGH
Temperature:25.3DEG
Operators:ZhangXiao
Test Date:2016-07-26

γ Range: 0 - 180DEG
γ Interval: 1.0DEG
Test System:EVERFINE GO-2000B_V1 SYSTEM V2.0.265
Humidity:65.0%
Test Distance:6.610m [K=1.0000]
Remarks:

WEC AND CCEC

Test:U:226.6V I:0.1790A P:38.60W PF:0.9490 Lamp Flux:3995.73x1 lm								
NAME:			TYPE:			WEIGHT:		
DIM.:			SPEC.:			SERIAL No.:		
MFR.: Rayconn			SUR.:			PROTECTION ANGLE:		

pcc	80%			70%			50%			30%			10%			0
pw	50%	30%	10%	50%	30%	10%	50%	30%	10%	50%	30%	10%	50%	30%	10%	0
pfc	20%			20%			20%			20%			20%			0
RCR	RCR:Room Cavity Ratio						Wall Exitance Coefficients(WEC)									
0.0																
1.0	.146	.083	.026	.138	.079	.025	.124	.071	.023	.111	.064	.021	.100	.058	.019	
2.0	.134	.073	.022	.127	.070	.022	.116	.064	.020	.105	.059	.018	.095	.054	.017	
3.0	.124	.066	.020	.119	.064	.019	.109	.059	.018	.100	.055	.017	.091	.050	.016	
4.0	.115	.060	.018	.111	.058	.017	.103	.054	.016	.095	.051	.015	.087	.047	.014	
5.0	.108	.055	.016	.104	.054	.016	.097	.051	.015	.090	.048	.014	.084	.045	.013	
6.0	.102	.051	.015	.099	.050	.014	.092	.047	.014	.086	.045	.013	.081	.043	.013	
7.0	.097	.048	.014	.094	.047	.013	.088	.045	.013	.083	.042	.012	.078	.040	.012	
8.0	.092	.045	.013	.089	.044	.012	.084	.042	.012	.079	.040	.012	.075	.039	.011	
9.0	.087	.042	.012	.085	.041	.012	.081	.040	.011	.076	.038	.011	.072	.037	.011	
10.0	.084	.040	.011	.081	.039	.011	.077	.038	.011	.074	.037	.010	.070	.035	.010	

pcc	80%			70%			50%			30%			10%			0
pw	50%	30%	10%	50%	30%	10%	50%	30%	10%	50%	30%	10%	50%	30%	10%	0
pfc	20%			20%			20%			20%			20%			0
RCR	RCR:Room Cavity Ratio						Ceiling Cavity Exitance Coefficients(CCEC)									
0.0	.211	.211	.211	.180	.180	.180	.123	.123	.123	.071	.071	.071	.023	.023	.023	
1.0	.189	.178	.168	.162	.153	.144	.111	.105	.100	.064	.061	.058	.020	.020	.019	
2.0	.172	.153	.138	.147	.132	.119	.101	.091	.083	.058	.053	.049	.019	.017	.016	
3.0	.157	.134	.116	.135	.116	.100	.092	.080	.070	.053	.047	.041	.017	.015	.014	
4.0	.145	.119	.099	.124	.103	.086	.085	.072	.061	.049	.042	.036	.016	.014	.012	
5.0	.134	.107	.086	.115	.092	.075	.079	.064	.053	.046	.038	.031	.015	.012	.010	
6.0	.125	.097	.076	.108	.084	.066	.074	.059	.047	.043	.035	.028	.014	.011	.009	
7.0	.118	.089	.068	.101	.077	.059	.070	.054	.042	.041	.032	.025	.013	.010	.008	
8.0	.111	.082	.062	.096	.071	.054	.066	.050	.038	.039	.029	.023	.012	.010	.008	
9.0	.106	.076	.057	.091	.066	.049	.063	.047	.035	.037	.027	.021	.012	.009	.007	
10.0	.101	.072	.052	.087	.062	.046	.060	.044	.032	.035	.026	.019	.011	.008	.006	

C Range: 0 - 360DEG
C Interval: 15.0DEG
Test Speed: HIGH
Temperature:25.3DEG
Operators:ZhangXiao
Test Date:2016-07-26

γ Range: 0 - 180DEG
γ Interval: 1.0DEG
Test System:EVERFINE GO-2000B_V1 SYSTEM V2.0.265
Humidity:65.0%
Test Distance:6.610m [K=1.0000]
Remarks:

Uncorrected UGR Table

Test:U:226.6V I:0.1790A P:38.60W PF:0.9490 Lamp Flux:3995.73x1 lm											
NAME:					TYPE:			WEIGHT:			
DIM.:					SPEC.:			SERIAL No.:			
MFR.: Rayconn					SUR.:			PROTECTION ANGLE:			
ceiling/cavity	0.7	0.7	0.5	0.5	0.3	0.7	0.7	0.5	0.5	0.3	
walls	0.5	0.3	0.5	0.3	0.3	0.5	0.3	0.5	0.3	0.3	
working plane	0.2	0.2	0.2	0.2	0.2	0.2	0.2	0.2	0.2	0.2	
Room dimensions		Viewed crosswise					Viewed endwise				
x = 2H y = 2H	9.3	10.0	9.6	10.2	10.4	9.2	9.8	9.4	10.0	10.2	
	3H	10.5	11.1	10.7	11.3	11.5	10.3	10.9	10.6	11.2	
	4H	11.2	11.8	11.5	12.0	12.3	11.1	11.7	11.4	11.9	
	6H	12.1	12.7	12.4	12.9	13.2	12.0	12.5	12.3	12.8	
	8H	12.6	13.2	13.0	13.5	13.8	12.5	13.1	12.9	13.3	
	12H	13.3	13.8	13.6	14.1	14.4	13.2	13.7	13.5	14.0	
4H	2H	9.7	10.2	10.0	10.5	10.8	9.5	10.1	9.8	10.4	
	3H	11.1	11.6	11.4	11.9	12.2	11.0	11.5	11.3	11.8	
	4H	12.0	12.5	12.4	12.8	13.2	11.9	12.4	12.3	12.7	
	6H	13.2	13.6	13.6	14.0	14.4	13.1	13.5	13.5	13.9	
	8H	13.8	14.2	14.3	14.6	15.0	13.7	14.1	14.2	14.5	
	12H	14.6	15.0	15.1	15.4	15.8	14.5	14.9	15.0	15.3	
8H	4H	12.4	12.8	12.9	13.2	13.6	12.3	12.7	12.8	13.1	
	6H	13.8	14.2	14.3	14.6	15.1	13.8	14.1	14.2	14.5	
	8H	14.7	15.0	15.2	15.4	15.9	14.6	14.9	15.1	15.4	
	12H	15.7	15.9	16.2	16.4	16.9	15.6	15.9	16.1	16.3	
12H	4H	12.5	12.9	13.0	13.3	13.7	12.4	12.8	12.9	13.2	
	6H	14.0	14.3	14.5	14.8	15.3	13.9	14.2	14.4	14.7	
	8H	15.0	15.2	15.5	15.7	16.2	14.9	15.2	15.4	15.6	
Variations with the observer position at spacings:											
S = 1.0H	+ 0.3 / - 0.3					+ 0.3 / - 0.3					
1.5H	+ 0.3 / - 0.2					+ 0.3 / - 0.2					
2.0H	+ 0.1 / - 0.2					+ 0.1 / - 0.2					

CIE Pub.117 Corrected 3996 lm Total Lamp Luminous Flux.(8log(F/F0) = 4.8)

C Range: 0 - 360DEG
C Interval: 15.0DEG
Test Speed: HIGH
Temperature:25.3DEG
Operators:ZhangXiao
Test Date:2016-07-26

γ Range: 0 - 180DEG
γ Interval: 1.0DEG
Test System:EVERFINE GO-2000B_V1 SYSTEM V2.0.265
Humidity:65.0%
Test Distance:6.610m [K=1.0000]
Remarks:

UTILIZATION FACTORS TABLE

Test:U:226.6V I:0.1790A P:38.60W PF:0.9490 Lamp Flux:3995.73x1 lm		
NAME:	TYPE:	WEIGHT:
DIM.:	SPEC.:	SERIAL No.:
MFR.: Rayconn	SUR.:	PROTECTION ANGLE:

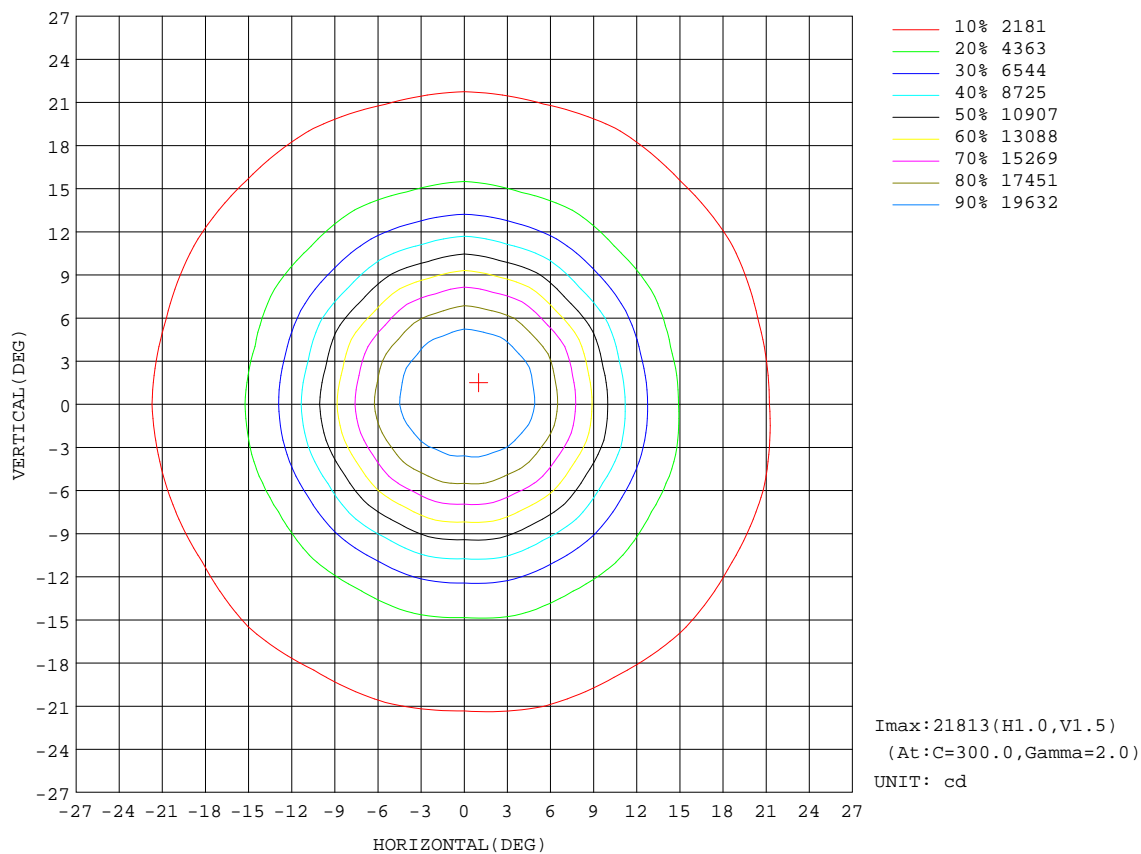
REFLECTANCE										
Ceiling	0.8	0.8	0.8	0.7	0.7	0.7	0.5	0.5	0.5	0
Walls	0.7	0.5	0.3	0.7	0.5	0.3	0.7	0.5	0.3	0
Working plane	0.2	0.2	0.2	0.2	0.2	0.2	0.2	0.2	0.2	0
ROOM INDEX	UTILIZATION FACTORS(PERCENT) $k(RI) \times RCR = 5$									
$k = 0.60$	88	82	79	88	82	79	87	82	78	75
0.80	95	90	86	95	89	86	93	89	86	82
1.00	99	94	90	98	93	90	97	93	89	85
1.25	103	98	95	102	97	94	100	96	93	89
1.50	106	101	98	104	100	97	102	98	96	91
2.00	108	104	101	106	103	100	103	100	98	92
2.50	110	106	103	108	104	102	104	102	100	93
3.00	111	108	105	109	106	104	105	103	101	94
4.00	113	110	108	111	109	107	107	105	104	96
5.00	114	112	110	112	110	109	108	106	105	97
ROOM INDEX	UF(total)									Direct
According to DIN EN 13032-2 2004			Suspended					SHRNOM = 1.25		

C Range: 0 - 360DEG
C Interval: 15.0DEG
Test Speed: HIGH
Temperature:25.3DEG
Operators:ZhangXiao
Test Date:2016-07-26

γ Range: 0 - 180DEG
 γ Interval: 1.0DEG
 γ Test System:EVERFINE GO-2000B_V1 SYSTEM V2.0.265
Humidity:65.0%
Test Distance:6.610m [K=1.0000]
Remarks:

ISOCANDELA DIAGRAM

Test:U:226.6V I:0.1790A P:38.60W PF:0.9490 Lamp Flux:3995.73x1 lm		
NAME:	TYPE:	WEIGHT:
DIM.:	SPEC.:	SERIAL No.:
MFR.: Rayconn	SUR.:	PROTECTION ANGLE:



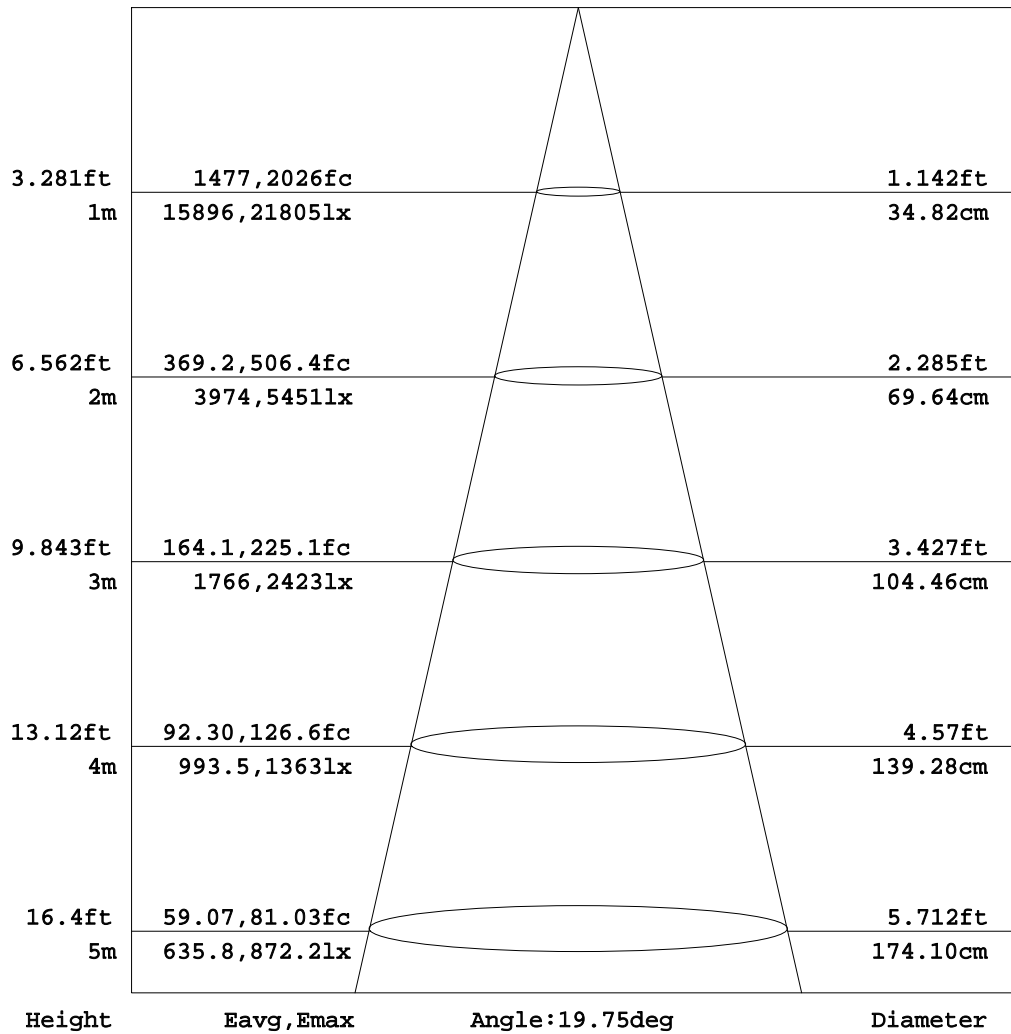
C Range: 0 - 360DEG
C Interval: 15.0DEG
Test Speed: HIGH
Temperature: 25.3DEG
Operators: ZhangXiao
Test Date: 2016-07-26

γ Range: 0 - 180DEG
γ Interval: 1.0DEG
Test System: EVERFINE GO-2000B_V1 SYSTEM V2.0.265
Humidity: 65.0%
Test Distance: 6.610m [K=1.0000]
Remarks:

AAI Figure

Test:U:226.6V I:0.1790A P:38.60W PF:0.9490 Lamp Flux:3995.73x1 lm		
NAME:	TYPE:	WEIGHT:
DIM.:	SPEC.:	SERIAL No.:
MFR.: Rayconn	SUR.:	PROTECTION ANGLE:

Flux out:1553 lm



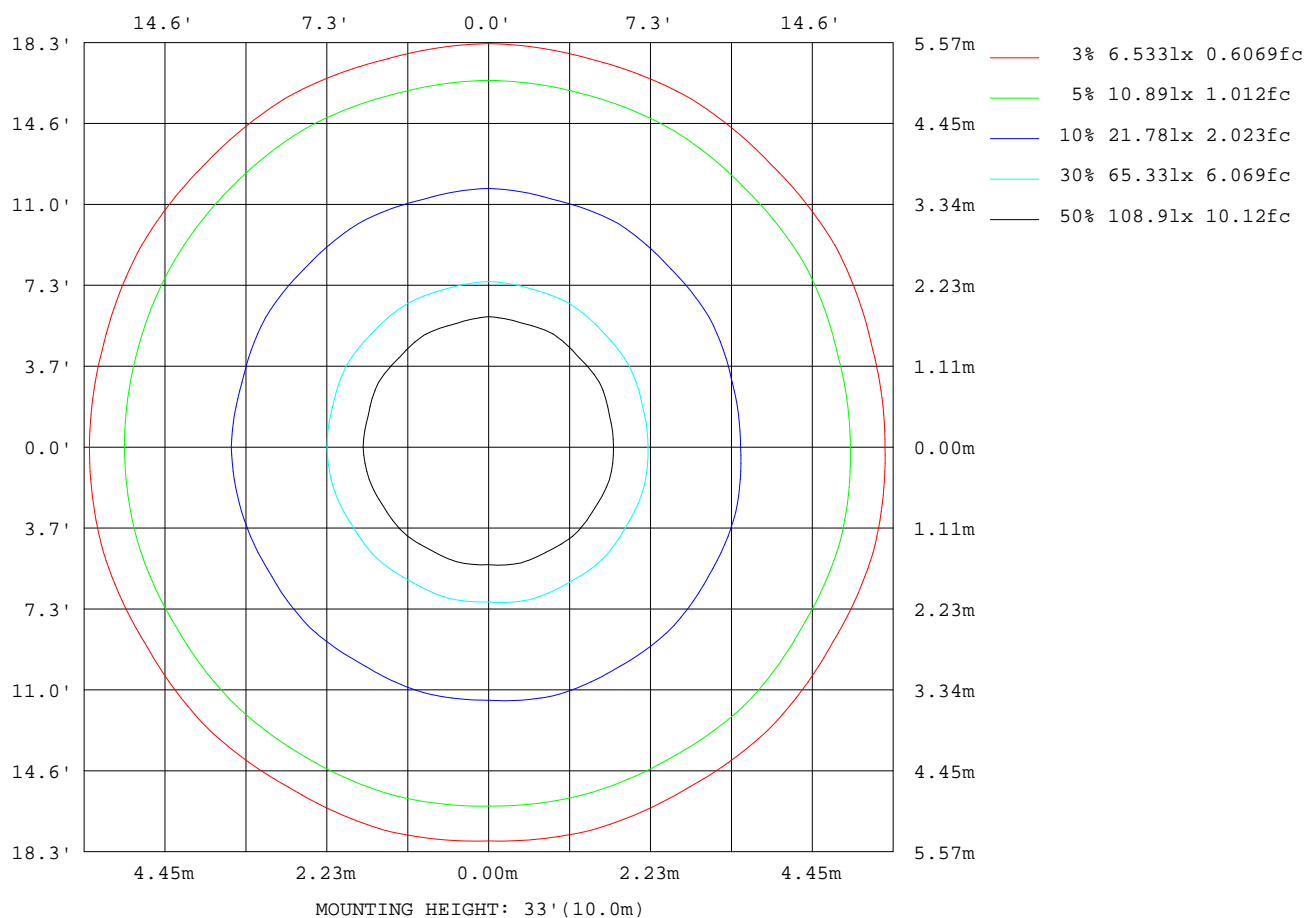
Note:The Curves indicate the illuminated area and the average illumination when the luminaire is at different distance.

C Range: 0 - 360DEG
C Interval: 15.0DEG
Test Speed: HIGH
Temperature:25.3DEG
Operators:ZhangXiao
Test Date:2016-07-26

γ Range: 0 - 180DEG
γ Interval: 1.0DEG
Test System:EVERFINE GO-2000B_V1 SYSTEM V2.0.265
Humidity:65.0%
Test Distance:6.610m [K=1.0000]
Remarks:

ISOLUX DIAGRAM

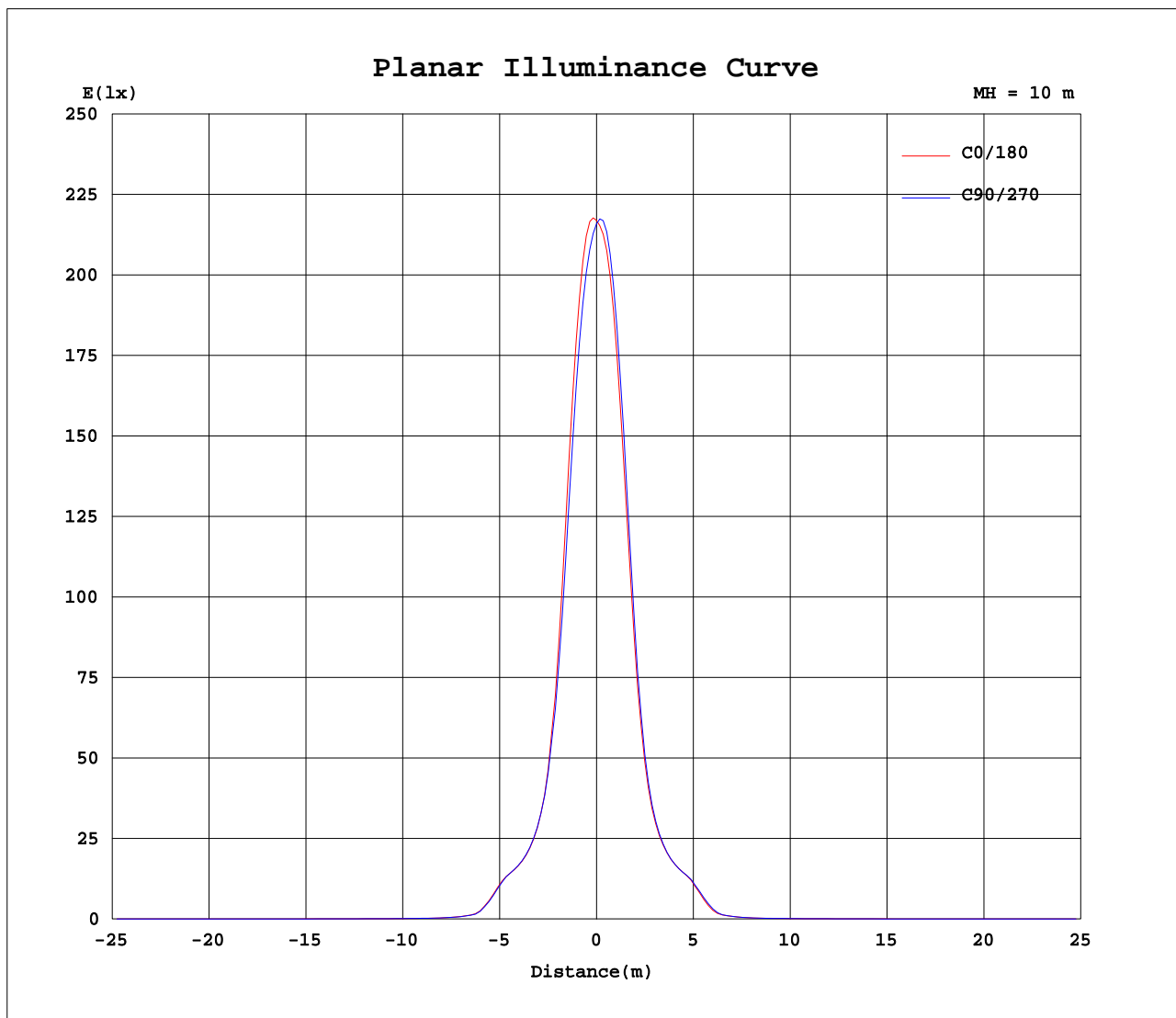
Test:U:226.6V I:0.1790A P:38.60W PF:0.9490 Lamp Flux:3995.73x1 lm		
NAME:	TYPE:	WEIGHT:
DIM.:	SPEC.:	SERIAL No.:
MFR.: Rayconn	SUR.:	PROTECTION ANGLE:



C Range: 0 - 360DEG
C Interval: 15.0DEG
Test Speed: HIGH
Temperature: 25.3DEG
Operators: ZhangXiao
Test Date: 2016-07-26

γ Range: 0 - 180DEG
γ Interval: 1.0DEG
Test System: EVERFINE GO-2000B_V1 SYSTEM V2.0.265
Humidity: 65.0%
Test Distance: 6.610m [K=1.0000]
Remarks:

Planar Illuminance Curve



C Range: 0 - 360DEG
C Interval: 15.0DEG
Test Speed: HIGH
Temperature: 25.3DEG
Operators: ZhangXiao
Test Date: 2016-07-26

γ Range: 0 - 180DEG
 γ Interval: 1.0DEG
Test System: EVERFINE GO-2000B_V1 SYSTEM V2.0.265
Humidity: 65.0%
Test Distance: 6.610m [K=1.0000]
Remarks:

LUMINOUS DISTRIBUTION INTENSITY DATA

Test:U:226.6V I:0.1790A P:38.60W PF:0.9490 Lamp Flux:3995.73x1 lm																				
NAME:										TYPE:					WEIGHT:					
DIM.:										SPEC.:					SERIAL No.:					
MFR.: Rayconn										SUR.:					PROTECTION ANGLE:					

Table--1

UNIT: ×10cd

C(DEG) γ (DEG)	0	15	30	45	60	75	90	105	120	135	150	165	180	195	210	225	240	255	270
0	2162	2162	2162	2162	2162	2162	2162	2162	2162	2162	2162	2162	2162	2162	2162	2162	2162	2162	2162
5	1946	1936	1895	1880	1844	1838	1817	1828	1827	1854	1864	1894	1906	1908	1937	1936	1966	1964	1993
10	1082	1091	1048	1059	1018	1026	990	1009	992	1032	1028	1076	1097	1082	1134	1113	1160	1132	1178
15	427	442	434	449	436	443	426	433	421	435	429	446	451	441	464	452	471	455	472
20	238	244	243	248	245	247	241	242	237	242	239	243	247	243	248	245	250	245	250
25	177	182	179	182	179	180	177	180	178	179	176	179	180	180	180	182	184	181	182
30	62.8	63.5	61.3	62.9	60.7	62.1	59.8	62.2	60.0	63.1	61.6	64.9	64.5	65.5	68.9	67.4	73.3	69.4	73.8
35	14.6	15.4	14.3	15.4	14.2	15.1	13.9	14.7	13.7	14.9	13.8	15.0	15.1	14.2	15.3	14.2	15.3	14.2	15.4
40	6.94	6.77	6.86	6.65	6.58	6.66	6.50	6.49	6.39	6.45	6.35	6.55	6.62	6.40	6.43	6.26	6.41	6.29	6.48
45	4.77	4.80	4.73	4.72	4.70	4.72	4.66	4.66	4.61	4.64	4.64	4.76	4.79	4.67	4.64	4.57	4.61	4.57	4.64
50	3.65	3.65	3.58	3.55	3.53	3.54	3.52	3.53	3.52	3.54	3.56	3.66	3.65	3.57	3.53	3.48	3.51	3.49	3.53
55	2.76	2.78	2.74	2.72	2.68	2.65	2.62	2.62	2.62	2.67	2.70	2.78	2.76	2.69	2.66	2.62	2.66	2.66	2.68
60	2.24	2.24	2.23	2.22	2.21	2.17	2.14	2.13	2.13	2.16	2.17	2.23	2.20	2.17	2.14	2.13	2.17	2.17	2.18
65	1.95	1.95	1.95	1.96	1.95	1.93	1.92	1.93	1.89	1.90	1.92	1.95	1.90	1.89	1.89	1.89	1.90	1.88	1.89
70	1.69	1.70	1.70	1.69	1.70	1.68	1.67	1.67	1.65	1.65	1.66	1.69	1.65	1.65	1.65	1.65	1.65	1.63	1.63
75	1.46	1.47	1.46	1.47	1.45	1.44	1.43	1.43	1.41	1.43	1.43	1.47	1.44	1.43	1.44	1.44	1.44	1.43	1.43
80	1.25	1.25	1.26	1.26	1.25	1.25	1.25	1.24	1.23	1.23	1.24	1.26	1.25	1.24	1.24	1.25	1.25	1.24	1.24
85	1.05	1.05	1.23	1.10	1.06	1.05	1.05	1.05	1.04	1.05	1.05	1.06	1.11	1.11	1.29	1.28	1.13	1.11	1.11
90	0.82	0.82	0.87	0.84	0.83	0.81	0.81	0.81	0.81	0.81	0.81	0.82	0.98	0.99	1.07	1.04	1.02	1.00	1.01
95	0.67	0.67	0.72	0.69	0.68	0.66	0.67	0.66	0.66	0.66	0.66	0.67	0.99	0.998	1.07	1.04	1.02	1.00	1.01
100	0.60	0.60	0.62	0.61	0.61	0.60	0.61	0.60	0.60	0.60	0.60	0.60	1.00	1.01	1.04	1.03	1.01	1.01	1.01
105	0.65	0.65	0.67	0.66	0.67	0.66	0.67	0.66	0.67	0.66	0.67	0.66	1.02	1.03	1.03	1.03	1.03	1.03	1.03
110	0.79	0.78	0.80	0.79	0.80	0.79	0.80	0.80	0.80	0.79	0.80	0.79	1.06	1.07	1.07	1.07	1.07	1.07	1.07
115	0.92	0.92	0.93	0.92	0.93	0.92	0.93	0.92	0.93	0.92	0.93	0.92	1.14	1.14	1.14	1.14	1.14	1.14	1.14
120	1.07	1.06	1.07	1.07	1.08	1.07	1.08	1.07	1.08	1.06	1.07	1.06	1.26	1.26	1.25	1.26	1.26	1.26	1.25
125	1.32	1.32	1.34	1.33	1.35	1.33	1.35	1.34	1.35	1.32	1.34	1.32	1.49	1.49	1.48	1.49	1.48	1.48	1.47
130	1.75	1.74	1.77	1.77	1.79	1.77	1.80	1.78	1.79	1.76	1.78	1.75	1.87	1.88	1.85	1.86	1.85	1.86	1.84
135	2.27	2.26	2.29	2.28	2.31	2.29	2.32	2.30	2.31	2.28	2.30	2.27	2.34	2.35	2.33	2.33	2.32	2.33	2.31
140	2.72	2.72	2.74	2.73	2.75	2.74	2.75	2.74	2.75	2.73	2.74	2.72	2.77	2.78	2.76	2.77	2.76	2.77	2.76
145	3.03	3.03	3.04	3.04	3.05	3.04	3.05	3.04	3.05	3.03	3.04	3.02	3.07	3.09	3.07	3.08	3.07	3.08	3.07
150	3.23	3.23	3.23	3.23	3.24	3.23	3.24	3.23	3.24	3.23	3.23	3.22	3.27	3.28	3.27	3.28	3.27	3.28	3.27
155	3.36	3.36	3.37	3.37	3.37	3.37	3.37	3.36	3.37	3.36	3.37	3.35	3.39	3.40	3.40	3.40	3.40	3.40	3.40
160	3.43	3.44	3.44	3.44	3.44	3.44	3.45	3.44	3.44	3.44	3.44	3.44	3.46	3.46	3.46	3.46	3.46	3.46	3.46
165	3.46	3.46	3.46	3.46	3.47	3.46	3.47	3.46	3.47	3.46	3.46	3.46	3.47	3.48	3.48	3.48	3.48	3.48	3.48
170	3.38	3.39	3.39	3.39	3.39	3.39	3.39	3.39	3.39	3.39	3.40	3.40	3.42	3.43	3.43	3.43	3.44	3.43	3.44
175	3.19	3.20	3.19	3.19	3.19	3.19	3.19	3.19	3.20	3.20	3.20	3.21	3.24	3.24	3.25	3.26	3.27	3.27	3.28
180	3.14	3.15	3.15	3.15	3.16	3.16	3.17	3.17	3.17	3.17	3.18	3.18	3.14	3.15	3.15	3.15	3.16	3.16	3.17

C Range: 0 - 360DEG
C Interval: 15.0DEG
Test Speed: HIGH
Temperature:25.3DEG
Operators:ZhangXiao
Test Date:2016-07-26

γ Range: 0 - 180DEG
γ Interval: 1.0DEG
Test System:EVERFINE GO-2000B_V1 SYSTEM V2.0.265
Humidity:65.0%
Test Distance:6.610m [K=1.0000]
Remarks:

LUMINOUS DISTRIBUTION INTENSITY DATA

Test:U:226.6V I:0.1790A P:38.60W PF:0.9490 Lamp Flux:3995.73x1 lm					
NAME:			TYPE:		WEIGHT:
DIM.:			SPEC.:		SERIAL No.:
MFR.: Rayconn			SUR.:		PROTECTION ANGLE:

Table--2

UNIT: x10cd

C(DEC)	285	300	315	330	345														
γ (DEC)																			
0	2162	2162	2162	2162	2162														
5	1984	2004	1984	1992	1960														
10	1142	1177	1123	1147	1087														
15	452	466	442	450	426														
20	244	250	243	245	238														
25	182	183	180	182	176														
30	69.0	72.2	67.2	67.8	62.9														
35	14.5	15.5	14.3	15.3	14.5														
40	6.33	6.44	6.31	6.54	6.85														
45	4.57	4.62	4.60	4.71	4.73														
50	3.50	3.54	3.52	3.59	3.59														
55	2.63	2.65	2.64	2.69	2.69														
60	2.14	2.14	2.14	2.17	2.17														
65	1.87	1.87	1.87	1.89	1.90														
70	1.62	1.62	1.62	1.64	1.65														
75	1.42	1.41	1.41	1.43	1.41														
80	1.23	1.22	1.22	1.23	1.23														
85	1.09	1.09	1.08	1.09	1.09														
90	1.00	0.99	0.99	0.99	0.99														
95	1.00	1.00	1.00	0.99	1.00														
100	1.01	1.01	1.01	1.00	1.00														
105	1.03	1.02	1.02	1.02	1.02														
110	1.07	1.07	1.07	1.06	1.07														
115	1.14	1.14	1.14	1.14	1.14														
120	1.26	1.25	1.26	1.25	1.26														
125	1.48	1.47	1.48	1.48	1.49														
130	1.85	1.84	1.86	1.85	1.87														
135	2.33	2.31	2.33	2.32	2.34														
140	2.77	2.76	2.77	2.76	2.77														
145	3.08	3.07	3.08	3.07	3.08														
150	3.28	3.27	3.27	3.27	3.28														
155	3.40	3.40	3.40	3.39	3.40														
160	3.46	3.46	3.46	3.46	3.46														
165	3.48	3.48	3.47	3.48	3.48														
170	3.43	3.44	3.43	3.43	3.43														
175	3.27	3.28	3.27	3.28	3.27														
180	3.17	3.17	3.17	3.18	3.18														

C Range: 0 - 360DEC
C Interval: 15.0DEC
Test Speed: HIGH
Temperature:25.3DEC
Operators:ZhangXiao
Test Date:2016-07-26

γ Range: 0 - 180DEC
γ Interval: 1.0DEC
Test System:EVERFINE GO-2000B_V1 SYSTEM V2.0.265
Humidity:65.0%
Test Distance:6.610m [K=1.0000]
Remarks: