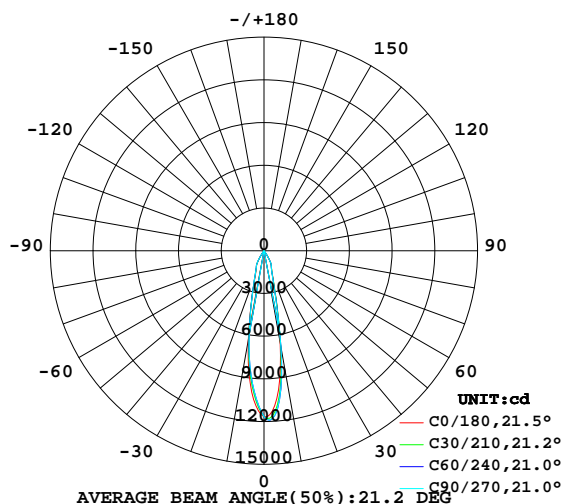


LUMINAIRE PHOTOMETRIC TEST REPORT

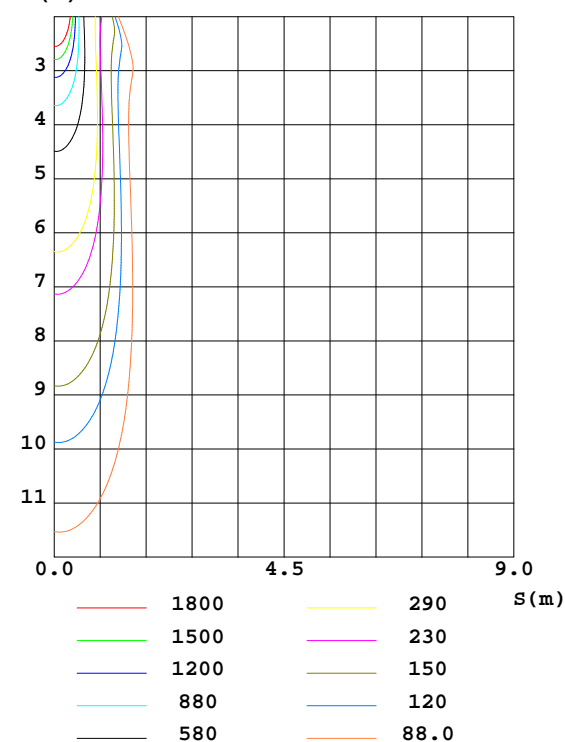
Test:U:226.5V I:0.1260A P:27.50W PF:0.9600 Lamp Flux:2702.33x1 lm		
NAME:	TYPE:	WEIGHT:
DIM.:	SPEC.:	SERIAL No.:
MFR.: Rayconn	SUR.:	PROTECTION ANGLE:

DATA OF LAMP		PHOTOMETRIC DATA Eff: 98.27 lm/W			
MODEL	TL22-30W-827-W-20	Imax(cd)	11976	S/MH(C0/180)	0.37
NOMINAL POWER(W)	28	LOR(%)	100.0	S/MH(C90/270)	0.36
RATED VOLTAGE(V)	226	TOTAL FLUX(lm)	2702.3	η UP,DN(C0-180)	1.3,49.6
NOMINAL FLUX(lm)	2702.33	CIE CLASS	DIRECT	η UP,DN(C180-360)	1.4,47.8
LAMPS INSIDE	1	η up(%)	2.6	CIBSE SHR NOM	0.00
TEST VOLTAGE(V)	226.4	η down(%)	97.4	CIBSE SHR MAX	1.00

LUMINOUS INTENSITY DISTRIBUTION DIAGRAM



C0 PLANE ISOLUX DIAGRAM (UNIT:lx)



C Range: 0 - 360DEG
 C Interval: 15.0DEG
 Test Speed: HIGH
 Temperature:25.3DEG
 Operators:ZhangXiao
 Test Date:2016-08-16

γ Range: 0 - 180DEG
 γ Interval: 1.0DEG
 Test System:EVERFINE GO-2000B_V1 SYSTEM V2.0.265
 Humidity:65.0%
 Test Distance:6.590m [K=1.0000]
 Remarks:

ZONAL FLUX DIAGRAM

ZONAL FLUX DIAGRAM:

γ	C0	C45	C90	C135	C180	C225	C270	C315	γ	Φ zone	Φ total	$\%lum, lamp$
10	655.7	699.1	686.7	681.3	634.7	599.4	602.9	605.7	0- 10	853.1	853.1	31.6,31.6
20	169.2	170.2	165.1	171.8	175.8	182.1	182.8	168.8	10- 20	904.5	1758	65,65
30	85.77	88.85	86.55	91.93	88.49	87.10	88.20	84.07	20- 30	580.3	2338	86.5,86.5
40	7.393	7.809	7.601	7.824	7.893	8.056	7.886	7.546	30- 40	201.8	2540	94,94
50	2.794	2.853	2.754	2.757	2.718	2.892	2.843	2.766	40- 50	35.01	2575	95.3,95.3
60	1.837	1.876	1.834	1.831	1.802	1.872	1.834	1.820	50- 60	19.86	2595	96,96
70	1.361	1.395	1.378	1.365	1.346	1.383	1.352	1.355	60- 70	15.85	2611	96.6,96.6
80	0.9134	0.9313	0.9208	0.9217	0.9278	0.9431	0.9224	0.9206	70- 80	12.02	2623	97,97
90	0.5441	0.5353	0.5356	0.5338	0.6474	0.6412	0.6389	0.6525	80- 90	8.224	2631	97.4,97.4
100	0.4395	0.4331	0.4312	0.4314	0.6665	0.6649	0.6639	0.6765	90-100	6.188	2637	97.6,97.6
110	0.5678	0.5597	0.5589	0.5573	0.7308	0.7350	0.7321	0.7402	100-110	6.220	2643	97.8,97.8
120	0.7753	0.7685	0.7671	0.7608	0.8818	0.8877	0.8810	0.8939	110-120	7.234	2650	98.1,98.1
130	1.200	1.183	1.183	1.180	1.274	1.288	1.281	1.293	120-130	8.963	2659	98.4,98.4
140	1.783	1.778	1.777	1.776	1.818	1.823	1.814	1.836	130-140	11.75	2671	98.8,98.8
150	2.113	2.113	2.108	2.111	2.153	2.144	2.136	2.154	140-150	12.46	2684	99.3,99.3
160	2.242	2.245	2.240	2.248	2.260	2.267	2.258	2.267	150-160	10.17	2694	99.7,99.7
170	2.245	2.254	2.251	2.256	2.268	2.274	2.268	2.274	160-170	6.448	2700	99.9,99.9
180	2.171	2.174	2.155	2.155	2.171	2.174	2.155	2.155	170-180	2.110	2702	100,100
DEG	LUMINOUS INTENSITY:×10cd									UNIT:lm		

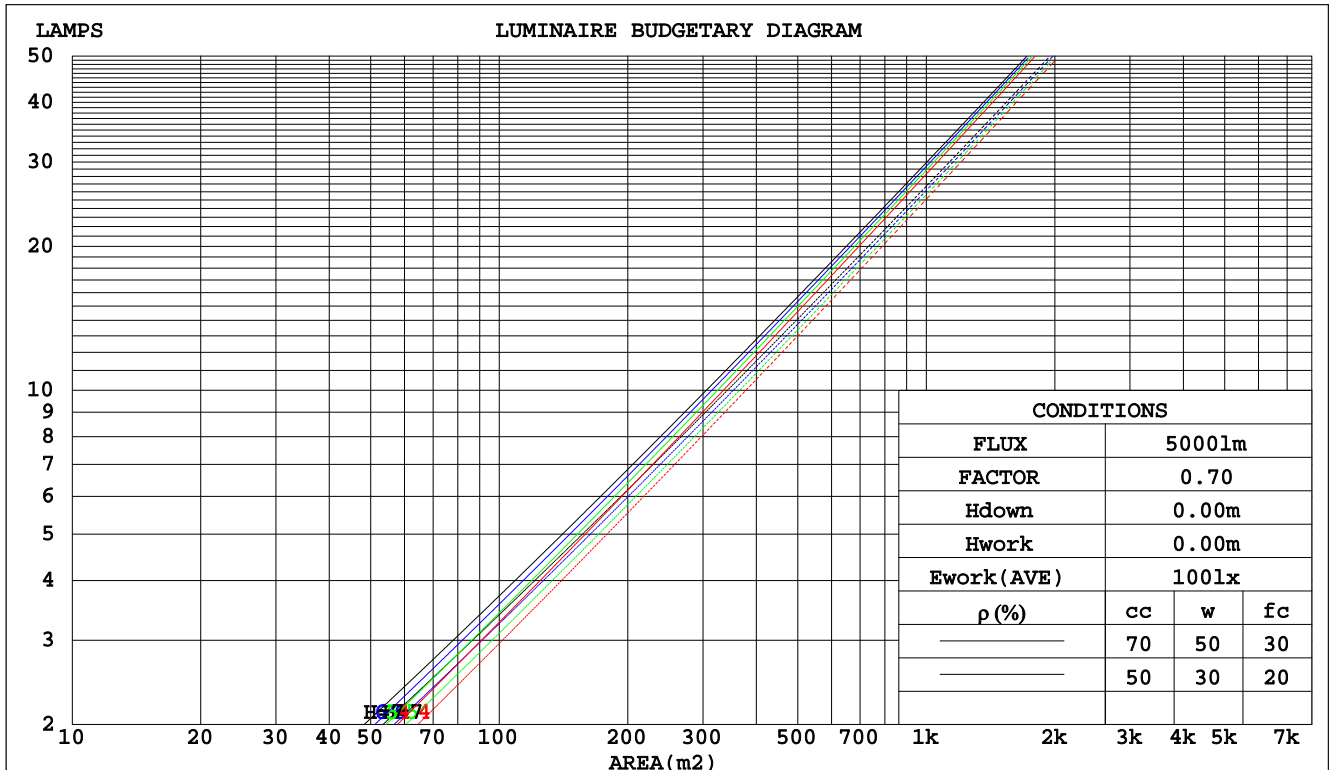
C Range: 0 - 360DEG
C Interval: 15.0DEG
Test Speed: HIGH
Temperature:25.3DEG
Operators:ZhangXiao
Test Date:2016-08-16

γ Range: 0 - 180DEG
 γ Interval: 1.0DEG
 γ Test System:EVERFINE GO-2000B_V1 SYSTEM V2.0.265
Humidity:65.0%
Test Distance:6.590m [K=1.0000]
Remarks:

CU AND LUMINAIRE BUDGETARY ESTIMATE DIAGRAM

Test:U:226.5V I:0.1260A P:27.50W PF:0.9600 Lamp Flux:2702.33x1 lm		
NAME:	TYPE:	WEIGHT:
DIM.:	SPEC.:	SERIAL No.:
MFR.: Rayconn	SUR.:	PROTECTION ANGLE:

pcc	80%			70%			50%			30%			10%			0
pw	50%	30%	10%	50%	30%	10%	50%	30%	10%	50%	30%	10%	50%	30%	10%	0
pfc	20%			20%			20%			20%			20%			0
RCR	RCR:Room Cavity Ratio						Coefficients of Utilization(CU)									
0.0	1.18	1.18	1.18	1.15	1.15	1.15	1.10	1.10	1.10	1.04	1.04	1.04	.00	.00	.00	.97
1.0	1.11	1.09	1.07	1.09	1.07	1.05	1.04	1.03	1.02	1.00	.99	.98	.96	.96	.95	.93
2.0	1.05	1.02	.99	1.03	1.00	.98	.00	.97	.95	.96	.94	.93	.93	.92	.90	.89
3.0	.00	.96	.93	.98	.95	.92	.96	.92	.90	.93	.90	.88	.90	.88	.87	.85
4.0	.95	.91	.87	.94	.90	.87	.92	.88	.86	.89	.87	.84	.87	.85	.83	.82
5.0	.91	.87	.83	.90	.86	.83	.88	.84	.82	.86	.83	.81	.85	.82	.80	.79
6.0	.87	.83	.79	.87	.82	.79	.85	.81	.78	.83	.80	.78	.82	.79	.77	.76
7.0	.84	.79	.76	.83	.79	.76	.82	.78	.75	.81	.77	.75	.79	.76	.74	.73
8.0	.81	.76	.73	.80	.76	.73	.79	.75	.73	.78	.75	.72	.77	.74	.72	.71
9.0	.78	.74	.71	.78	.73	.70	.77	.73	.70	.76	.72	.70	.75	.72	.69	.68
10.0	.76	.71	.68	.75	.71	.68	.74	.70	.68	.73	.70	.68	.73	.70	.67	.66



C Range: 0 - 360DEG
C Interval: 15.0DEG
Test Speed: HIGH
Temperature:25.3DEG
Operators:ZhangXiao
Test Date:2016-08-16

γ Range: 0 - 180DEG
γ Interval: 1.0DEG
Test System:EVERFINE GO-2000B_V1 SYSTEM V2.0.265
Humidity:65.0%
Test Distance:6.590m [K=1.0000]
Remarks:

WEC AND CCEC

Test:U:226.5V I:0.1260A P:27.50W PF:0.9600 Lamp Flux:2702.33x1 lm									
NAME:				TYPE:			WEIGHT:		
DIM.:				SPEC.:			SERIAL No.:		
MFR.: Rayconn				SUR.:			PROTECTION ANGLE:		

pcc	80%			70%			50%			30%			10%			0
pw	50%	30%	10%	50%	30%	10%	50%	30%	10%	50%	30%	10%	50%	30%	10%	0
pfc	20%			20%			20%			20%			20%			0
RCR	RCR:Room Cavity Ratio						Wall Exitance Coefficients(WEC)									
0.0																
1.0	.155	.088	.028	.148	.084	.027	.134	.077	.024	.121	.070	.022	.109	.063	.020	
2.0	.144	.079	.024	.137	.076	.023	.126	.070	.022	.115	.064	.020	.105	.059	.019	
3.0	.134	.071	.021	.129	.069	.021	.119	.064	.020	.109	.060	.018	.101	.056	.017	
4.0	.126	.065	.019	.121	.063	.019	.112	.060	.018	.104	.056	.017	.097	.053	.016	
5.0	.118	.060	.017	.114	.059	.017	.107	.056	.016	.100	.053	.016	.093	.050	.015	
6.0	.112	.056	.016	.108	.055	.016	.102	.052	.015	.096	.050	.015	.090	.047	.014	
7.0	.106	.052	.015	.103	.051	.015	.097	.049	.014	.092	.047	.014	.087	.045	.013	
8.0	.101	.049	.014	.098	.048	.014	.093	.046	.013	.088	.045	.013	.084	.043	.013	
9.0	.096	.047	.013	.094	.046	.013	.089	.044	.013	.085	.043	.012	.081	.041	.012	
10.0	.092	.044	.012	.090	.043	.012	.086	.042	.012	.082	.041	.012	.078	.039	.011	

pcc	80%			70%			50%			30%			10%			0	
pw	50%	30%	10%	50%	30%	10%	50%	30%	10%	50%	30%	10%	50%	30%	10%	0	
pfc	20%			20%			20%			20%			20%			0	
RCR	RCR:Room Cavity Ratio						Ceiling Cavity Exitance Coefficients(CCEC)										
0.0	.211	.211	.211	.180	.180	.180	.123	.123	.123	.071	.071	.071	.023	.023	.023		
1.0	.190	.178	.167	.163	.153	.144	.111	.105	.099	.064	.061	.058	.020	.020	.019		
2.0	.173	.153	.136	.148	.132	.118	.102	.091	.082	.059	.053	.048	.019	.017	.016		
3.0	.159	.134	.114	.136	.116	.099	.094	.080	.069	.054	.047	.041	.017	.015	.013		
4.0	.147	.119	.097	.126	.103	.085	.087	.072	.060	.050	.042	.035	.016	.014	.012		
5.0	.137	.107	.085	.118	.092	.074	.081	.065	.052	.047	.038	.031	.015	.012	.010		
6.0	.129	.097	.075	.111	.084	.065	.076	.059	.046	.044	.035	.027	.014	.011	.009		
7.0	.121	.089	.067	.104	.077	.058	.072	.054	.041	.042	.032	.025	.014	.010	.008		
8.0	.115	.083	.060	.099	.072	.053	.068	.050	.037	.040	.030	.022	.013	.010	.007		
9.0	.109	.077	.055	.094	.067	.048	.065	.047	.034	.038	.028	.020	.012	.009	.007		
10.0	.104	.072	.051	.090	.063	.045	.062	.044	.032	.036	.026	.019	.012	.009	.006		

C Range: 0 - 360DEG
C Interval: 15.0DEG
Test Speed: HIGH
Temperature:25.3DEG
Operators:ZhangXiao
Test Date:2016-08-16

γ Range: 0 - 180DEG
γ Interval: 1.0DEG
Test System:EVERFINE GO-2000B_V1 SYSTEM V2.0.265
Humidity:65.0%
Test Distance:6.590m [K=1.0000]
Remarks:

Uncorrected UGR Table

Test:U:226.5V I:0.1260A P:27.50W PF:0.9600 Lamp Flux:2702.33x1 lm											
NAME:					TYPE:			WEIGHT:			
DIM.:					SPEC.:			SERIAL No.:			
MFR.: Rayconn					SUR.:			PROTECTION ANGLE:			
ceiling/cavity	0.7	0.7	0.5	0.5	0.3	0.7	0.7	0.5	0.5	0.3	
walls	0.5	0.3	0.5	0.3	0.3	0.5	0.3	0.5	0.3	0.3	
working plane	0.2	0.2	0.2	0.2	0.2	0.2	0.2	0.2	0.2	0.2	
Room dimensions		Viewed crosswise					Viewed endwise				
x = 2H y = 2H	14.3	15.0	14.5	15.2	15.4	14.4	15.1	14.7	15.3	15.5	
	3H	14.6	15.3	14.9	15.5	15.7	14.7	15.4	15.0	15.6	15.8
	4H	14.8	15.5	15.1	15.7	16.0	14.9	15.6	15.2	15.8	16.1
	6H	15.2	15.8	15.5	16.0	16.3	15.3	15.9	15.6	16.1	16.4
	8H	15.4	15.9	15.7	16.2	16.5	15.5	16.0	15.8	16.3	16.6
	12H	15.6	16.2	16.0	16.5	16.8	15.7	16.3	16.1	16.6	16.9
4H	2H	14.2	14.9	14.5	15.1	15.4	14.4	15.0	14.7	15.3	15.5
	3H	14.7	15.3	15.1	15.6	15.9	14.8	15.4	15.2	15.7	16.0
	4H	15.1	15.6	15.5	15.9	16.3	15.2	15.7	15.6	16.0	16.4
	6H	15.6	16.1	16.0	16.4	16.8	15.7	16.1	16.1	16.5	16.9
	8H	15.9	16.3	16.4	16.7	17.2	16.0	16.4	16.4	16.8	17.2
	12H	16.3	16.7	16.8	17.1	17.6	16.4	16.8	16.9	17.2	17.7
8H	4H	15.2	15.6	15.6	16.0	16.4	15.3	15.7	15.7	16.1	16.5
	6H	15.9	16.3	16.4	16.7	17.2	16.0	16.4	16.5	16.8	17.3
	8H	16.4	16.7	16.9	17.2	17.7	16.5	16.8	17.0	17.2	17.7
	12H	17.0	17.3	17.5	17.8	18.3	17.1	17.3	17.6	17.8	18.3
12H	4H	15.2	15.6	15.7	16.0	16.5	15.3	15.7	15.8	16.1	16.6
	6H	16.0	16.3	16.5	16.8	17.3	16.1	16.4	16.6	16.8	17.3
	8H	16.5	16.8	17.1	17.3	17.8	16.6	16.9	17.1	17.4	17.9
Variations with the observer position at spacings:											
S = 1.0H	+ 0.6 / - 0.5					+ 0.6 / - 0.5					
1.5H	+ 1.2 / - 0.4					+ 1.3 / - 0.4					
2.0H	+ 0.1 / - 0.2					+ 0.2 / - 0.2					

CIE Pub.117 Corrected 2702 lm Total Lamp Luminous Flux.(8log(F/F0) = 3.5)

C Range: 0 - 360DEG
C Interval: 15.0DEG
Test Speed: HIGH
Temperature:25.3DEG
Operators:ZhangXiao
Test Date:2016-08-16

γ Range: 0 - 180DEG
γ Interval: 1.0DEG
Test System:EVERFINE GO-2000B_V1 SYSTEM V2.0.265
Humidity:65.0%
Test Distance:6.590m [K=1.0000]
Remarks:

UTILIZATION FACTORS TABLE

Test:U:226.5V I:0.1260A P:27.50W PF:0.9600 Lamp Flux:2702.33x1 lm		
NAME:	TYPE:	WEIGHT:
DIM.:	SPEC.:	SERIAL No.:
MFR.: Rayconn	SUR.:	PROTECTION ANGLE:

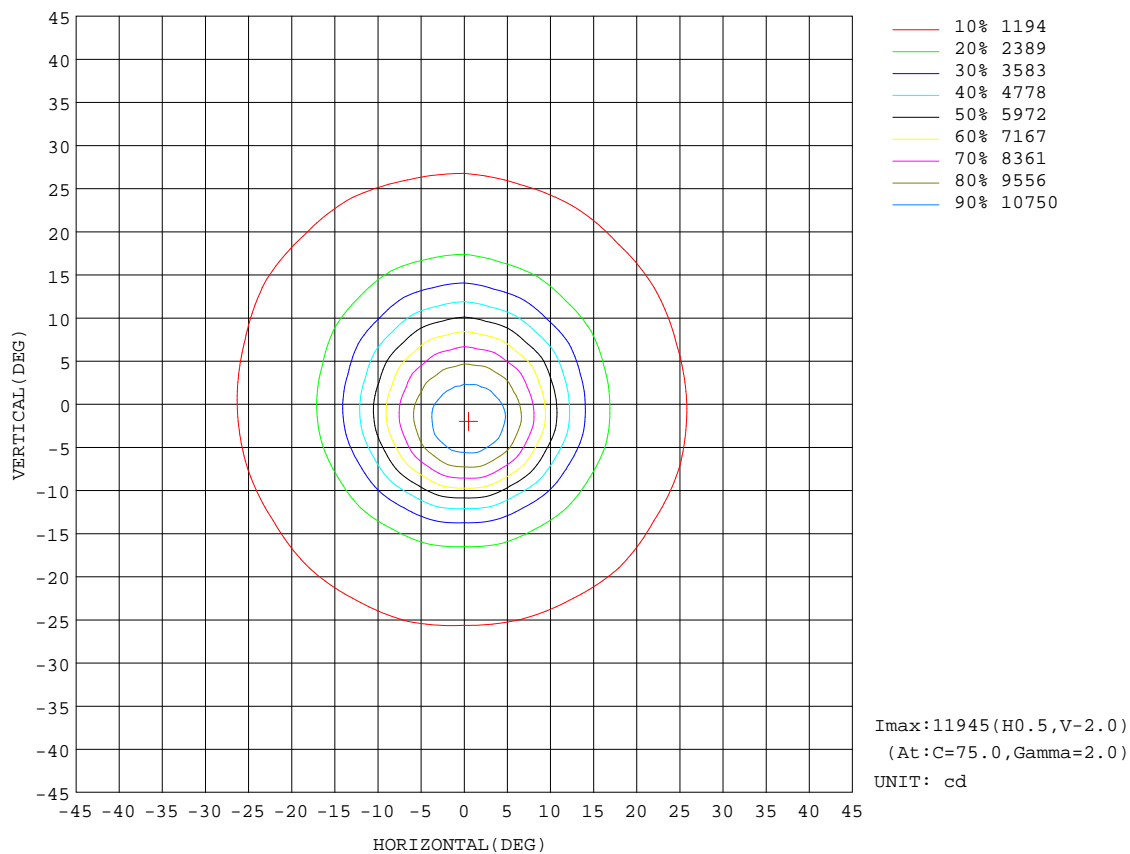
REFLECTANCE										
Ceiling	0.8	0.8	0.8	0.7	0.7	0.7	0.5	0.5	0.5	0
Walls	0.7	0.5	0.3	0.7	0.5	0.3	0.7	0.5	0.3	0
Working plane	0.2	0.2	0.2	0.2	0.2	0.2	0.2	0.2	0.2	0
ROOM INDEX	UTILIZATION FACTORS(PERCENT) $k(RI) \times RCR = 5$									
$k = 0.60$	88	82	78	87	82	78	86	81	78	74
0.80	95	89	86	94	89	86	93	88	85	81
1.00	99	94	90	98	93	90	96	93	89	85
1.25	103	98	94	102	97	94	99	96	93	88
1.50	105	101	97	104	100	97	101	98	95	91
2.00	108	104	100	106	102	100	103	100	98	92
2.50	110	106	103	108	104	102	104	102	99	93
3.00	111	108	105	109	106	104	105	103	101	94
4.00	113	110	108	111	108	106	107	105	103	96
5.00	114	112	110	112	110	108	108	106	105	97
ROOM INDEX	UF(total)									Direct
According to DIN EN 13032-2 2004			Suspended					SHRNOM = 1.25		

C Range: 0 - 360DEG
C Interval: 15.0DEG
Test Speed: HIGH
Temperature:25.3DEG
Operators:ZhangXiao
Test Date:2016-08-16

γ Range: 0 - 180DEG
 γ Interval: 1.0DEG
 γ Test System:EVERFINE GO-2000B_V1 SYSTEM V2.0.265
Humidity:65.0%
Test Distance:6.590m [K=1.0000]
Remarks:

ISOCANDELA DIAGRAM

Test:U:226.5V I:0.1260A P:27.50W PF:0.9600 Lamp Flux:2702.33x1 lm		
NAME:	TYPE:	WEIGHT:
DIM.:	SPEC.:	SERIAL No.:
MFR.: Rayconn	SUR.:	PROTECTION ANGLE:



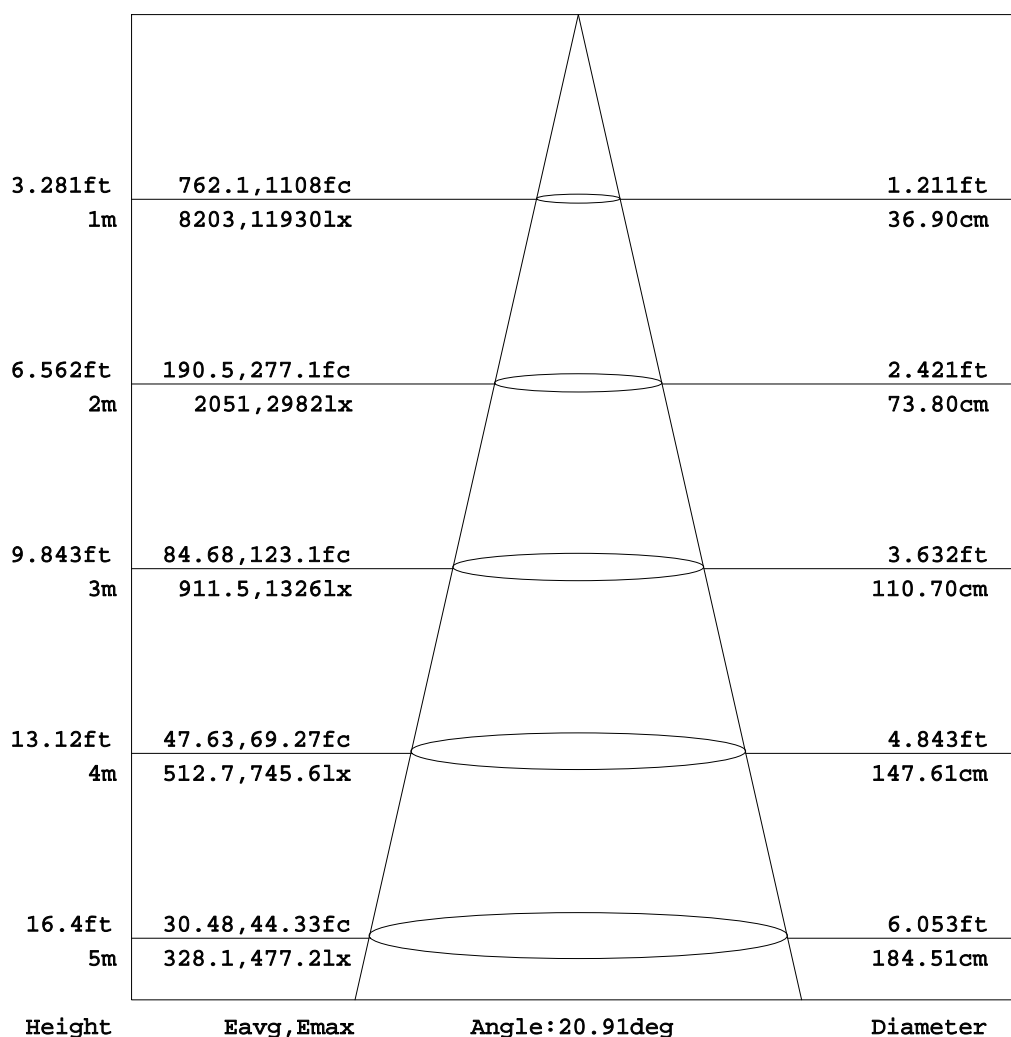
C Range: 0 - 360DEG
 C Interval: 15.0DEG
 Test Speed: HIGH
 Temperature:25.3DEG
 Operators:ZhangXiao
 Test Date:2016-08-16

γ Range: 0 - 180DEG
 γ Interval: 1.0DEG
 Test System:EVERFINE GO-2000B_V1 SYSTEM V2.0.265
 Humidity:65.0%
 Test Distance:6.590m [K=1.0000]
 Remarks:

AAI Figure

Test:U:226.5V I:0.1260A P:27.50W PF:0.9600 Lamp Flux:2702.33x1 lm		
NAME:	TYPE:	WEIGHT:
DIM.:	SPEC.:	SERIAL No.:
MFR.: Rayconn	SUR.:	PROTECTION ANGLE:

Flux out:973.8 lm



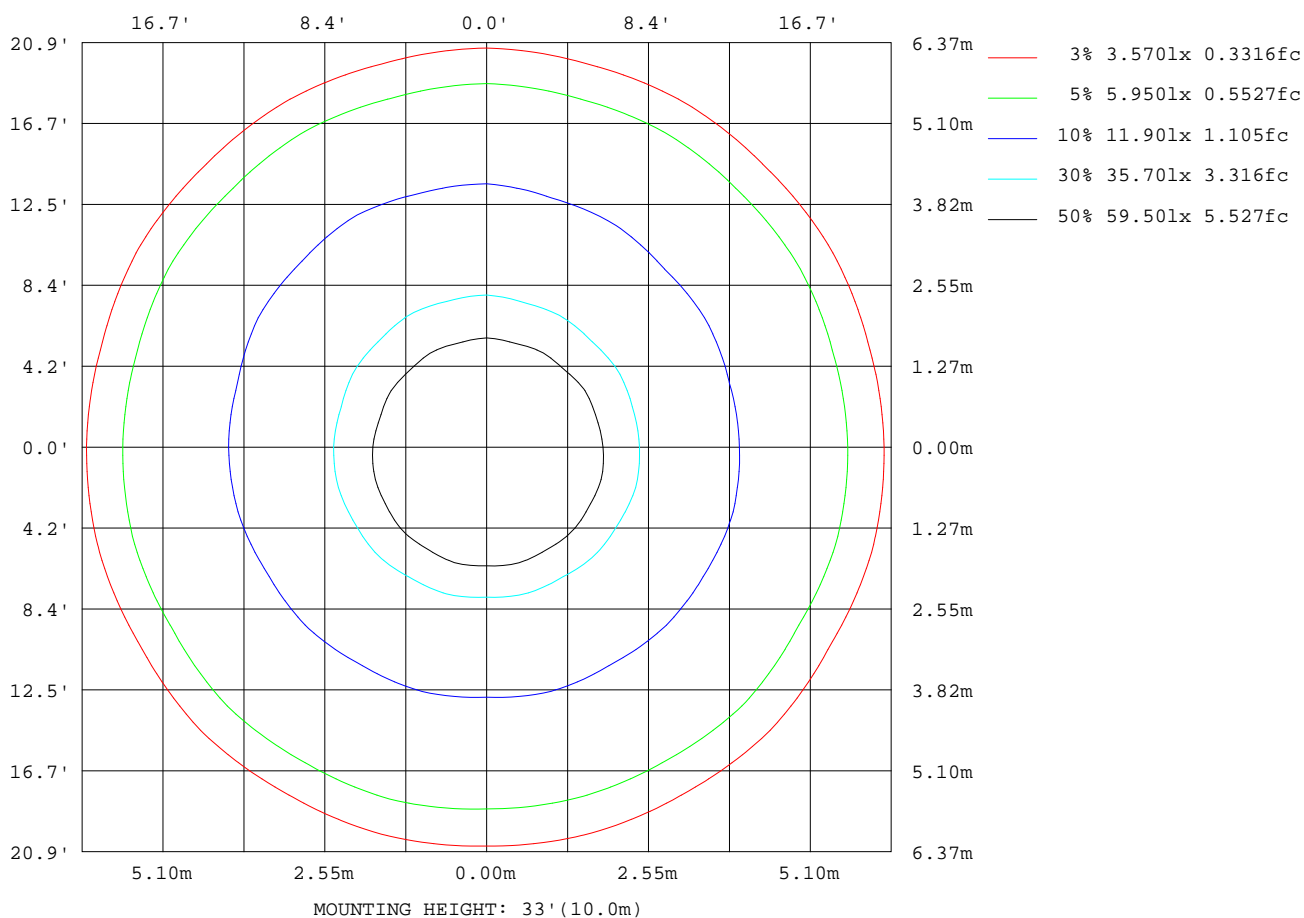
Note: The Curves indicate the illuminated area and the average illumination when the luminaire is at different distance.

C Range: 0 - 360DEG
C Interval: 15.0DEG
Test Speed: HIGH
Temperature: 25.3DEG
Operators: ZhangXiao
Test Date: 2016-08-16

γ Range: 0 - 180DEG
γ Interval: 1.0DEG
Test System: EVERFINE GO-2000B_V1 SYSTEM V2.0.265
Humidity: 65.0%
Test Distance: 6.590m [K=1.0000]
Remarks:

ISOLUX DIAGRAM

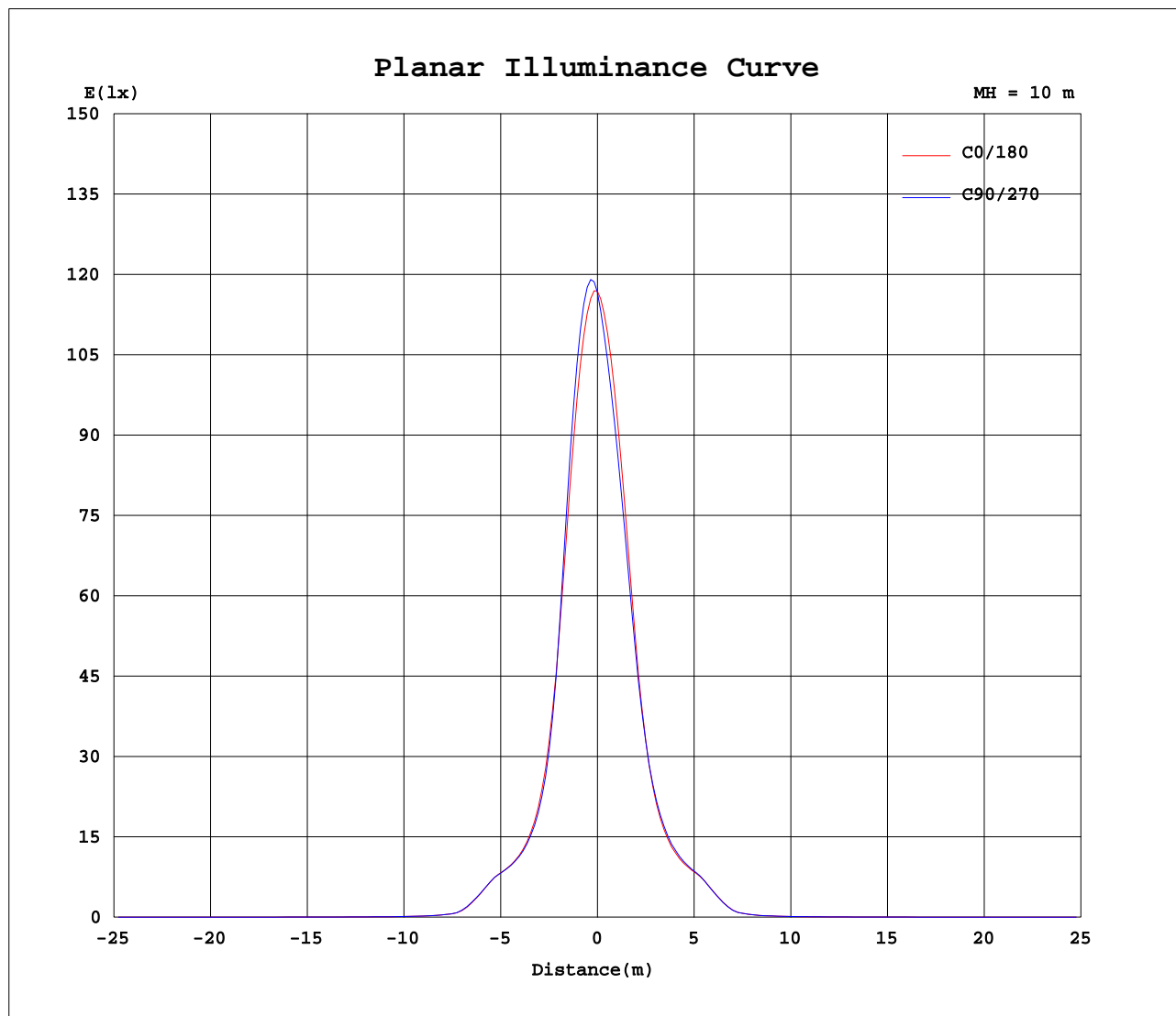
Test:U:226.5V I:0.1260A P:27.50W PF:0.9600 Lamp Flux:2702.33x1 lm		
NAME:	TYPE:	WEIGHT:
DIM.:	SPEC.:	SERIAL No.:
MFR.: Rayconn	SUR.:	PROTECTION ANGLE:



C Range: 0 - 360DEG
C Interval: 15.0DEG
Test Speed: HIGH
Temperature: 25.3DEG
Operators: ZhangXiao
Test Date: 2016-08-16

γ Range: 0 - 180DEG
γ Interval: 1.0DEG
Test System: EVERFINE GO-2000B_V1 SYSTEM V2.0.265
Humidity: 65.0%
Test Distance: 6.590m [K=1.0000]
Remarks:

Planar Illuminance Curve



C Range: 0 - 360DEG
C Interval: 15.0DEG
Test Speed: HIGH
Temperature: 25.3DEG
Operators: ZhangXiao
Test Date: 2016-08-16

γ Range: 0 - 180DEG
 γ Interval: 1.0DEG
Test System: EVERFINE GO-2000B_V1 SYSTEM V2.0.265
Humidity: 65.0%
Test Distance: 6.590m [K=1.0000]
Remarks:

LUMINOUS DISTRIBUTION INTENSITY DATA

Test:U:226.5V I:0.1260A P:27.50W PF:0.9600 Lamp Flux:2702.33x1 lm																			
NAME:										TYPE:					WEIGHT:				
DIM.:										SPEC.:					SERIAL No.:				
MFR.: Rayconn										SUR.:					PROTECTION ANGLE:				

Table--1

UNIT: ×10cd

C(DEG) γ (DEG)	0	15	30	45	60	75	90	105	120	135	150	165	180	195	210	225	240	255	270
0	1165	1165	1165	1165	1165	1165	1165	1165	1165	1165	1165	1165	1165	1165	1165	1165	1165	1165	1165
5	1041	1074	1085	1110	1110	1123	1108	1109	1084	1073	1040	1023	995	967	956	937	936	928	936
10	656	682	677	699	686	705	687	699	675	681	656	654	635	611	615	599	607	595	603
15	308	315	303	307	294	301	292	303	299	312	307	315	313	308	317	314	322	314	316
20	169	173	169	170	166	169	165	169	167	172	170	175	176	175	182	182	187	183	183
25	123	124	122	124	122	123	122	124	123	124	124	126	126	127	129	129	132	130	130
30	85.8	87.3	83.9	88.9	85.9	87.5	86.5	90.3	89.2	91.9	88.3	90.6	88.5	86.9	89.5	87.1	89.1	86.3	88.2
35	22.6	24.5	23.0	25.9	24.6	26.0	24.0	25.4	24.4	26.2	24.1	25.6	24.2	23.1	24.8	23.6	24.3	22.7	23.5
40	7.39	7.65	7.61	7.81	7.70	8.04	7.60	7.78	7.64	7.82	7.68	7.86	7.89	7.86	8.16	8.06	8.15	7.83	7.89
45	4.02	4.12	4.09	4.25	4.15	4.24	4.09	4.17	4.11	4.17	4.08	4.15	4.13	4.11	4.30	4.26	4.31	4.16	4.19
50	2.79	2.84	2.83	2.85	2.78	2.79	2.75	2.80	2.77	2.76	2.72	2.72	2.72	2.74	2.84	2.89	2.91	2.86	2.84
55	2.19	2.20	2.21	2.23	2.18	2.18	2.16	2.17	2.15	2.16	2.13	2.11	2.10	2.12	2.19	2.24	2.23	2.20	2.21
60	1.84	1.85	1.86	1.88	1.85	1.85	1.83	1.84	1.82	1.83	1.83	1.83	1.80	1.81	1.84	1.87	1.85	1.83	1.83
65	1.61	1.62	1.63	1.64	1.62	1.62	1.61	1.62	1.60	1.60	1.60	1.61	1.58	1.59	1.60	1.62	1.59	1.58	1.58
70	1.36	1.37	1.38	1.40	1.38	1.39	1.38	1.38	1.36	1.37	1.36	1.37	1.35	1.36	1.37	1.38	1.36	1.35	1.35
75	1.13	1.14	1.14	1.15	1.15	1.15	1.14	1.15	1.14	1.14	1.14	1.15	1.13	1.13	1.13	1.14	1.14	1.12	1.13
80	0.91	0.92	0.92	0.93	0.92	0.93	0.92	0.93	0.92	0.92	0.92	0.93	0.93	0.94	0.94	0.94	0.93	0.93	0.92
85	0.72	0.74	0.74	0.73	0.73	0.74	0.73	0.73	0.73	0.73	0.73	0.74	0.78	0.80	0.78	0.78	0.77	0.77	0.76
90	0.54	0.56	0.56	0.54	0.53	0.54	0.54	0.54	0.54	0.53	0.53	0.53	0.65	0.70	0.65	0.64	0.64	0.64	0.64
95	0.48	0.49	0.50	0.47	0.47	0.47	0.47	0.47	0.46	0.46	0.46	0.46	0.66	0.70	0.67	0.65	0.65	0.65	0.65
100	0.44	0.45	0.44	0.43	0.43	0.43	0.43	0.43	0.43	0.43	0.43	0.43	0.67	0.69	0.67	0.66	0.66	0.67	0.66
105	0.48	0.48	0.47	0.47	0.47	0.47	0.47	0.47	0.47	0.47	0.47	0.47	0.69	0.70	0.69	0.69	0.69	0.69	0.69
110	0.57	0.56	0.56	0.56	0.56	0.56	0.56	0.56	0.56	0.56	0.56	0.56	0.73	0.74	0.73	0.73	0.73	0.74	0.73
115	0.66	0.66	0.66	0.66	0.66	0.66	0.66	0.66	0.66	0.65	0.65	0.65	0.79	0.79	0.79	0.80	0.79	0.80	0.79
120	0.78	0.77	0.77	0.77	0.77	0.77	0.77	0.76	0.76	0.76	0.76	0.75	0.88	0.89	0.88	0.89	0.88	0.89	0.88
125	0.94	0.94	0.94	0.93	0.94	0.93	0.93	0.93	0.93	0.93	0.93	0.92	1.03	1.05	1.04	1.05	1.04	1.05	1.04
130	1.20	1.19	1.19	1.18	1.18	1.18	1.18	1.18	1.19	1.18	1.19	1.19	1.27	1.28	1.27	1.29	1.28	1.30	1.28
135	1.51	1.50	1.50	1.49	1.49	1.49	1.49	1.49	1.50	1.49	1.50	1.50	1.56	1.56	1.55	1.57	1.56	1.58	1.56
140	1.78	1.78	1.78	1.78	1.78	1.78	1.78	1.78	1.78	1.78	1.78	1.77	1.82	1.82	1.81	1.82	1.82	1.83	1.81
145	1.98	1.98	1.99	1.98	1.98	1.98	1.98	1.99	1.98	1.98	1.98	1.98	2.03	2.02	2.00	2.02	2.03	2.06	2.01
150	2.11	2.11	2.11	2.11	2.11	2.11	2.11	2.11	2.11	2.11	2.11	2.11	2.15	2.15	2.13	2.14	2.15	2.17	2.14
155	2.19	2.19	2.19	2.19	2.19	2.19	2.19	2.19	2.19	2.19	2.19	2.19	2.22	2.22	2.21	2.22	2.21	2.22	2.21
160	2.24	2.25	2.24	2.25	2.24	2.25	2.24	2.25	2.25	2.25	2.25	2.25	2.26	2.27	2.26	2.27	2.26	2.27	2.26
165	2.27	2.27	2.27	2.27	2.27	2.28	2.27	2.28	2.28	2.28	2.28	2.28	2.29	2.30	2.29	2.30	2.29	2.30	2.29
170	2.24	2.25	2.24	2.25	2.25	2.26	2.25	2.26	2.25	2.26	2.25	2.25	2.27	2.27	2.27	2.27	2.27	2.28	2.27
175	2.17	2.18	2.18	2.19	2.18	2.19	2.18	2.18	2.17	2.17	2.16	2.16	2.19	2.19	2.18	2.18	2.17	2.18	2.17
180	2.17	2.18	2.17	2.17	2.16	2.17	2.16	2.16	2.15	2.15	2.15	2.15	2.17	2.18	2.17	2.17	2.16	2.17	2.16

C Range: 0 - 360DEG
C Interval: 15.0DEG
Test Speed: HIGH
Temperature:25.3DEG
Operators:ZhangXiao
Test Date:2016-08-16

γ Range: 0 - 180DEG
γ Interval: 1.0DEG
Test System:EVERFINE GO-2000B_V1 SYSTEM V2.0.265
Humidity:65.0%
Test Distance:6.590m [K=1.0000]
Remarks:

LUMINOUS DISTRIBUTION INTENSITY DATA

Test:U:226.5V I:0.1260A P:27.50W PF:0.9600 Lamp Flux:2702.33x1 lm		
NAME:	TYPE:	WEIGHT:
DIM.:	SPEC.:	SERIAL No.:
MFR.: Rayconn	SUR.:	PROTECTION ANGLE:

Table--2

UNIT: x10cd

C(DEC) γ (DEC)	285	300	315	330	345														
0	1165	1165	1165	1165	1165														
5	938	958	968	998	1013														
10	593	608	606	636	635														
15	303	307	299	309	304														
20	176	175	169	171	168														
25	127	125	122	123	122														
30	85.2	86.7	84.1	86.0	84.0														
35	21.9	22.9	21.2	22.6	21.7														
40	7.73	7.80	7.55	7.72	7.50														
45	4.12	4.18	4.06	4.11	4.00														
50	2.82	2.80	2.77	2.77	2.76														
55	2.19	2.17	2.16	2.17	2.16														
60	1.83	1.82	1.82	1.83	1.82														
65	1.59	1.58	1.59	1.59	1.59														
70	1.35	1.35	1.35	1.36	1.35														
75	1.13	1.13	1.13	1.13	1.12														
80	0.92	0.92	0.92	0.92	0.92														
85	0.76	0.77	0.77	0.77	0.76														
90	0.64	0.65	0.65	0.65	0.65														
95	0.65	0.65	0.66	0.65	0.65														
100	0.67	0.67	0.68	0.67	0.67														
105	0.70	0.69	0.70	0.70	0.70														
110	0.74	0.74	0.74	0.74	0.74														
115	0.80	0.79	0.80	0.80	0.80														
120	0.89	0.89	0.89	0.89	0.90														
125	1.05	1.04	1.05	1.04	1.05														
130	1.29	1.28	1.29	1.28	1.29														
135	1.57	1.56	1.58	1.57	1.57														
140	1.83	1.82	1.84	1.82	1.83														
145	2.02	2.02	2.04	2.02	2.02														
150	2.15	2.14	2.15	2.15	2.15														
155	2.22	2.22	2.22	2.22	2.22														
160	2.27	2.26	2.27	2.26	2.26														
165	2.30	2.29	2.30	2.29	2.29														
170	2.28	2.27	2.27	2.27	2.27														
175	2.18	2.18	2.18	2.18	2.18														
180	2.16	2.15	2.15	2.15	2.15														

C Range: 0 - 360DEG
C Interval: 15.0DEG
Test Speed: HIGH
Temperature:25.3DEG
Operators:ZhangXiao
Test Date:2016-08-16

γ Range: 0 - 180DEG
γ Interval: 1.0DEG
Test System:EVERFINE GO-2000B_V1 SYSTEM V2.0.265
Humidity:65.0%
Test Distance:6.590m [K=1.0000]
Remarks: